

Machine Learning: An In-Depth Review

G Amrutha Swapna Tulasi

(Department Of Computer Science, Non-Affiliated, India)

Abstract:

A large volume of data, such as IoT, cybersecurity, mobile, and health data, is being generated. Machine learning (ML) is essential for analyzing this data and developing intelligent applications. This paper examines different ML algorithms, including supervised, unsupervised, semi-supervised, and reinforcement learning, as well as deep learning methods capable of processing large datasets. It provides an overview of how these algorithms are applied in areas like cybersecurity, smart cities, healthcare, e-commerce, and agriculture. The paper also highlights the challenges and potential future research directions, offering valuable insights for both academic and industry professionals.

Date of Submission: 01-12-2024

Date of Acceptance: 10-12-2024

I. Introduction

We live in a data-driven world where almost everything around us is connected to a data source, and much of our daily lives is digitally recorded. The modern digital landscape encompasses a vast array of data types, including Internet of Things (IoT) data, cybersecurity data, smart city data, business data, smartphone data, social media data, health data, and COVID-19 data, among others. This data can be structured, semi-structured, or unstructured, and it is growing rapidly. Extracting valuable insights from this data is crucial for developing intelligent applications in various fields. For example, cybersecurity data can be used to create automated, data-driven cybersecurity systems, while mobile data can power context-aware smart applications. Therefore, effective data management tools and techniques capable of quickly and intelligently extracting useful knowledge are essential for building real-world applications.

In recent years, artificial intelligence (AI), especially machine learning (ML), has experienced significant growth in data analysis and computing, enabling applications to function intelligently. ML enables systems to automatically learn and improve from experience without being explicitly programmed, making it one of the most prominent technologies in the Fourth Industrial Revolution (4IR or Industry 4.0). Industry 4.0 refers to the ongoing automation of traditional manufacturing and industrial processes, incorporating advanced technologies like machine learning for data analysis and automation. To effectively analyze data and develop practical applications, machine learning algorithms are essential. These algorithms can be classified into four main categories: supervised, unsupervised, semi-supervised, and reinforcement learning, which are briefly described in Section “Types of Real-World Data and Machine Learning Techniques.” The popularity of these learning methods has been steadily increasing, as shown in Fig. 1, based on data from Google Trends over the past five years. The x-axis of the figure represents specific dates, while the y-axis indicates their popularity scores. According to the figure, these learning approaches had relatively low popularity in 2015 but have steadily gained traction. These trends highlight the growing importance of machine learning, especially in the context of Industry 4.0 automation.

The effectiveness and efficiency of a machine learning solution largely depend on the data's nature and characteristics, as well as the performance of the chosen learning algorithms. In the field of machine learning, various techniques are available, including classification, regression, data clustering, feature engineering, dimensionality reduction, association rule learning, and reinforcement learning, all of which help build data-driven systems. Additionally, deep learning, which stems from artificial neural networks, is part of a broader set of machine learning methods used to analyze data in an intelligent way. Choosing the right learning algorithm for a specific application can be challenging, as different algorithms serve distinct purposes, and even within the same category, their outcomes may vary based on the data's characteristics. Therefore, it is essential to understand the principles behind various machine learning algorithms and their suitability for real-world applications, such as IoT systems, cybersecurity, business and recommendation systems, smart cities, healthcare, COVID-19 applications, context-aware systems, and sustainable agriculture, as discussed in Sect. “Applications of Machine Learning.”

Given the significance and potential of machine learning in analyzing the various types of data mentioned earlier, this paper offers an in-depth overview of different machine learning algorithms that can

enhance the intelligence and functionality of applications. The primary contribution of this study is to explain the principles, potential, and applicability of these machine learning techniques across various real-world domains. The goal of this paper is to serve as a foundational resource for both academic researchers and industry professionals interested in studying, researching, and developing data-driven, automated, and intelligent systems using machine learning methods in the relevant fields.

The main contributions of this paper are as follows:

1. To outline the scope of the study by considering the nature and characteristics of different types of real-world data and the strengths of various learning techniques.
2. To present a thorough overview of machine learning algorithms that can be utilized to improve the intelligence and functionality of data-driven applications.
3. To explore the application of machine learning solutions across various real-world domains.
4. To identify and summarize potential research directions within the context of intelligent data analysis and services.

II. Categories Of Real-World Data And Machine Learning Methods

Machine learning algorithms generally analyze and process data to identify patterns related to individuals, business processes, transactions, events, and more. In the following sections, we explore different types of real-world data and the various categories of machine learning algorithms.

Categories of Real-World Data

Structured Data: This type of data follows a well-defined model and is highly organized, making it easy to access and process by both humans and computer programs. Typically stored in formats such as relational databases, structured data is often arranged in tables. Examples include names, dates, addresses, credit card details, stock market data, and geolocation coordinates.

Unstructured Data: Unstructured data does not follow a specific format or structure, making it more challenging to capture, process, and analyse. It often consists of text and multimedia content. Examples include sensor readings, emails, social media posts, blogs, word documents, PDFs, images, audio and video files, presentations, and web pages.

Semi-structured Data: Unlike structured data, semi-structured data is not stored in a relational database, but it has some organization that makes it easier to analyse. Examples include HTML, XML, and JSON files, as well as data in NoSQL databases.

Metadata: Metadata refers to information that describes other data, providing context and meaning. Unlike regular data, which records actual content, metadata offers additional details that make the data more meaningful. For example, the metadata of a document might include its author, file size, creation date, and relevant keywords.

Machine Learning Methodologies

Machine learning algorithms are generally categorized into four types: supervised learning, unsupervised learning, semi-supervised learning, and reinforcement learning, as shown in Fig1. Each of these techniques is briefly described below, along with their applicability in solving real-world problems.

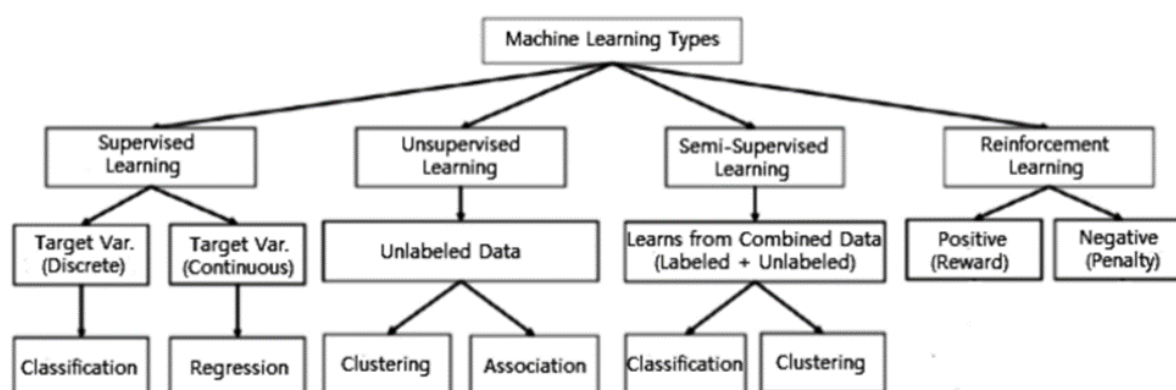


Fig1. Types of Machine Learning Techniques

Supervised Learning: Supervised learning involves training a machine learning model to map inputs to outputs based on labeled data. This approach uses input-output pairs to infer a function that can predict the output for unseen inputs. It is often used when there are specific objectives to be achieved from a given set of inputs, making it a task-driven approach. Common tasks in supervised learning include "classification," which assigns labels to data, and "regression," which fits data to a model. An example of supervised learning is text classification, such as determining the sentiment of a product review or tweet.

Unsupervised Learning: Unsupervised learning deals with analyzing datasets that do not have labeled outputs, relying solely on the data itself. This approach is useful for discovering patterns, structures, and relationships within the data. Unsupervised learning tasks include clustering, density estimation, dimensionality reduction, anomaly detection, and association rule mining. It is typically used for exploratory analysis or feature extraction.

Semi-supervised Learning: Semi-supervised learning is a combination of supervised and unsupervised methods, utilizing both labeled and unlabelled data. This approach is beneficial when labeled data is scarce, but unlabelled data is abundant. The goal is to improve prediction accuracy compared to models that rely solely on labeled data. Semi-supervised learning is applied in areas like machine translation, fraud detection, and text classification, where obtaining labeled data can be expensive or time-consuming.

Reinforcement Learning: Reinforcement learning involves training agents to make decisions by interacting with an environment, receiving rewards or penalties based on their actions. This learning process is driven by feedback from the environment, guiding the agent toward optimal behavior. It is particularly effective for tasks like robotics, autonomous driving, and supply chain optimization. However, it is less suitable for simple problems where basic methods suffice.

Different machine learning techniques offer unique strengths depending on the data characteristics and the problem being addressed. A variety of methods can be applied to enhance data-driven applications. The following sections provide an in-depth overview of these algorithms and their applications in various domains.

III. Machine Learning Tasks And Algorithms

This section covers of machine learning algorithms, including classification, regression, data clustering, association rule learning, feature engineering for dimensionality reduction, and deep learning techniques. Fig2 illustrates the general framework of a machine learning-based predictive model, where the model is initially trained using historical data in phase 1, and in phase 2, it generates predictions for new test data.

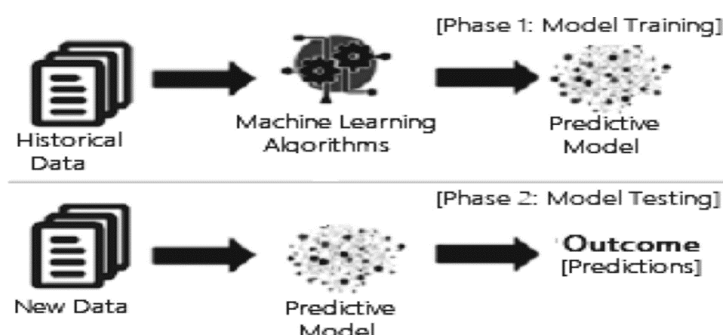


Fig2. An overview of a machine learning-based predictive model, encompassing both the training and testing phases.

IV. Classification Analysis

Classification is a supervised learning technique in machine learning, often used for predictive modeling, where the goal is to predict a class label for a given input. It involves mapping a function (f) from input variables (X) to output variables (Y), which represent target labels or categories. Classification can be applied to both structured and unstructured data. An example of classification is spam detection, where emails are categorized as "spam" or "not spam." Below, we outline some common classification problems.

Binary Classification: This type of classification involves tasks with two possible class labels, such as "true or false" or "yes or no." One class is typically considered the normal state, while the other represents an abnormal state. For example, in medical tests, "cancer not detected" could be considered the normal state, while "cancer detected" is the abnormal state. Similarly, email spam detection, where emails are classified as "spam" or "not spam," is an example of binary classification.

Multiclass Classification: This refers to classification tasks with more than two class labels. Unlike binary classification, multiclass classification does not differentiate between normal and abnormal outcomes. Instead, examples are assigned to one of several predefined classes. For instance, in network security, a multiclass classification task could involve identifying different types of network attacks, such as DoS (Denial of Service), U2R (User to Root), R2L (Root to Local), and Probing Attack.

Multi-label Classification: In multi-label classification, an example can be associated with multiple class labels simultaneously, unlike traditional multiclass classification where each example belongs to only one class. This is useful when classes are hierarchically structured, and examples can belong to more than one category at the same time. For instance, news articles on Google News may be categorized under "city name," "technology," or "latest news," among others. Multi-label classification allows for the prediction of multiple, non-exclusive labels, which is more complex than traditional classification tasks.

Numerous classification algorithms have been introduced in the fields of machine learning and data science. Below, we outline some of the most commonly used and popular methods, which are widely applied across various domains.

Naive Bayes (NB): The Naive Bayes algorithm is based on Bayes' theorem, with the assumption that the features are independent of each other. This model is effective for both binary and multi-class problems, commonly used in applications such as text classification and spam detection. One of its key advantages is that it requires a small amount of training data to generate the required parameters, allowing for fast predictions. However, its performance can be limited due to the strong assumption of feature independence. Variants of the Naive Bayes classifier include Gaussian, Multinomial, Complement, Bernoulli, and Categorical.

Linear Discriminant Analysis (LDA): Linear Discriminant Analysis (LDA) is a linear classifier that creates decision boundaries by modelling class conditional densities and applying Bayes' rule. This method is an extension of Fisher's linear discriminant, which reduces the dimensionality of the data to simplify the model and decrease computational costs. LDA assumes that each class follows a Gaussian distribution with the same covariance matrix, and it is closely related to methods like ANOVA and regression analysis, which express a dependent variable as a linear combination of other variables.

Logistic Regression (LR): Logistic Regression is a popular statistical method used to solve classification problems in machine learning. It uses the logistic function (sigmoid function) to predict probabilities. While it works well for datasets that are linearly separable, it can struggle with high-dimensional datasets and is prone to overfitting. To mitigate overfitting, regularization techniques (L1 and L2) can be applied. Although it can be used for both classification and regression tasks, it is most commonly used for classification problems. A key limitation of Logistic Regression is its assumption of a linear relationship between dependent and independent variables.

$$g(z) = 1/1+\exp(-z)$$

K-Nearest Neighbors (KNN): K-Nearest Neighbors (KNN) is an instance-based learning method, often referred to as a "lazy learning" algorithm. It does not construct an internal model but rather stores the entire training dataset in an n-dimensional space. When a new data point is encountered, KNN classifies it based on the similarity (such as Euclidean distance) to the k nearest neighbors. The classification result is determined by the majority vote of these neighbors. KNN is robust to noisy data and depends heavily on the quality of the training data. A challenge in KNN is determining the optimal number of neighbors to consider. This algorithm can be used for both classification and regression tasks.

Support Vector Machine (SVM): Support Vector Machine (SVM) is another powerful technique used for classification, regression, and other machine learning tasks. SVM creates hyper-planes in high- or infinite-dimensional space to separate different classes of data. The goal is to position the hyper-plane as far as possible from the nearest data points of any class, which helps in reducing classification errors. SVM performs well in high-dimensional spaces and uses different kernel functions—such as linear, polynomial, radial basis function (RBF), and sigmoid—to fit the data. However, SVM may struggle with noisy data, particularly when classes overlap.

Decision Tree (DT): Decision Tree (DT) is a non-parametric supervised learning technique used for both classification and regression. The most widely used algorithms for decision trees include ID3, C4.5, and CART, with newer approaches such as BehavDT and IntradTree being applied to areas like user behavior and cybersecurity analytics. A decision tree works by splitting the data starting from the root node and branching

based on attributes. Each node in the tree represents a decision based on an attribute, and data points are classified by following the tree's branches to the leaf nodes. Popular criteria for tree splitting include Gini impurity (used for the Gini index) and entropy (used for information gain).

Entropy:

$$H(s) = - \sum_{i=1}^n p_i \log_2 p_i$$

$$Gini(E) = 1 - \sum_{i=1}^n p_i^2$$

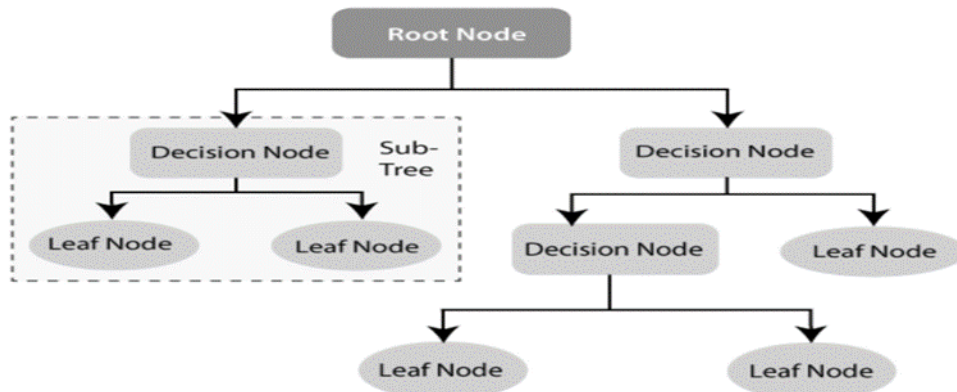


Fig3. Example of decision tree structure

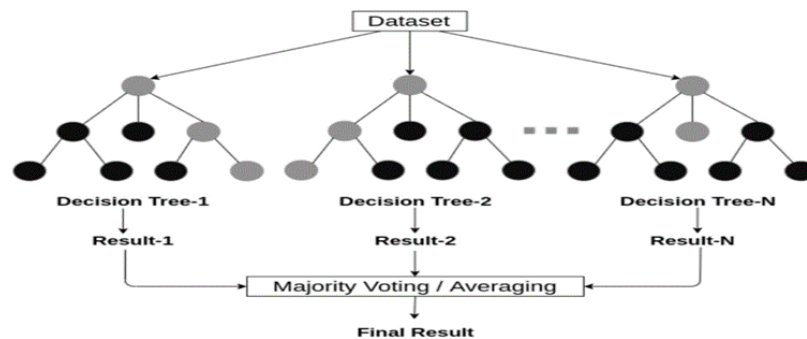


Fig4. An example of a random forest comprising multiple decision trees.

Random Forest (RF): The Random Forest (RF) classifier is a popular ensemble learning method used in machine learning and data science applications. It works by training multiple decision trees in parallel on different subsets of the dataset and then combining their outputs through majority voting or averaging. This process helps reduce overfitting, leading to improved prediction accuracy and model stability. The RF model is generally more accurate than a single decision tree model due to the ensemble of trees. It combines bootstrap aggregation (bagging) and random feature selection to create diverse decision trees, making it suitable for both classification and regression tasks, and for handling categorical and continuous data.

Adaptive Boosting (AdaBoost): AdaBoost is an ensemble learning algorithm that aims to improve the performance of weak classifiers by focusing on their errors. Developed by Yoav Freund and others, it uses a sequential approach where each new classifier is trained to correct the mistakes of previous classifiers, thus enhancing the overall model's accuracy. AdaBoost works by combining multiple weak learners into a strong classifier, making it particularly effective for binary classification tasks. While it can significantly improve classifier performance, AdaBoost is sensitive to noisy data and outliers, which may lead to overfitting.

Extreme Gradient Boosting (XGBoost): XGBoost is a variant of gradient boosting that enhances model performance by incorporating second-order gradients to minimize loss and applying advanced regularization techniques (L1 and L2). It is known for its speed and efficiency in handling large datasets. XGBoost is particularly effective at preventing overfitting and improving generalization through its robust regularization approach. Like gradient boosting, it works by building an ensemble of decision trees, but its precise optimization techniques make it a powerful tool for both classification and regression tasks.

Stochastic Gradient Descent (SGD): Stochastic Gradient Descent (SGD) is an optimization algorithm commonly used to minimize an objective function, especially in large-scale machine learning tasks. In SGD, updates to the model parameters are made using a random subset of data at each iteration, allowing for faster processing and reduced computational cost compared to traditional gradient descent. SGD is particularly useful in high-dimensional optimization problems, such as those encountered in text classification and natural language processing. However, SGD is sensitive to feature scaling and requires careful tuning of hyperparameters, such as the learning rate and number of iterations, to achieve optimal performance.

$$w = w - \eta \cdot \nabla L(w; x_i, y_i)$$

Rule-Based Classification: Rule-based classification refers to a classification approach that uses IF-THEN rules to predict class labels. Various classification algorithms are designed to generate such rules, including Zero-R, One-R, decision trees, DTNB, Ripple Down Rule learner (RIDOR), and Repeated Incremental Pruning to Produce Error Reduction (RIPPER). Among these, decision trees are particularly popular due to their interpretability, ability to handle complex and high-dimensional data, and simplicity in both understanding and implementation. Additionally, decision trees offer high accuracy and the capability to generate rules that are clear and easily understood by humans. The rules produced by decision tree-based models are valuable for making predictions on unseen data, which makes them effective for creating descriptive models that explain relationships between entities within a system.

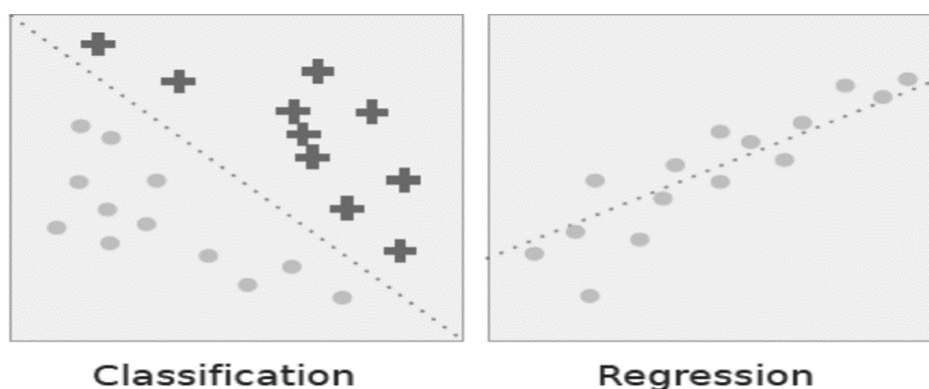


Fig5. In classification, the dotted line illustrates a decision boundary that differentiates the two classes, whereas in regression, the dotted line represents the linear relationship between the two variables.

V. Regression Analysis

Regression analysis encompasses various machine learning techniques used to predict a continuous output (y) based on one or more input variables (x). Unlike classification, which predicts distinct class labels, regression is focused on forecasting continuous values. Figure 6 illustrates the distinction between classification and regression models. Although there are similarities between the two types of algorithms, regression models are commonly applied in areas like financial forecasting, cost estimation, trend analysis, marketing, time series prediction, and drug response modeling. Popular regression techniques include linear regression, polynomial regression, and methods like lasso and ridge regression, which are briefly explained below.

Simple and multiple linear regression are widely used techniques in machine learning and statistics. These methods are employed when the dependent variable is continuous, and the independent variables can be either continuous or discrete. In linear regression, the goal is to establish a relationship between the dependent variable (Y) and one or more independent variables (X) by fitting the best possible straight line. The regression line is represented by a mathematical equation, which is defined as follows:

$$y = a + bx + e$$

$$y = a + b_1x_1 + b_2x_2 + \dots + b_nx_n + e$$

In this equation, a represents the intercept, b denotes the slope of the line, and e is the error term. This equation can be used to forecast the value of the dependent variable based on the provided predictor variable(s). Multiple linear regression extends the concept of simple linear regression by incorporating two or more predictor variables to model the response variable y as a linear function. In contrast, simple linear regression involves just one independent variable

Polynomial Regression: Polynomial regression is a form of regression analysis where the relationship between the independent variable x and the dependent variable y is modeled as an n th degree polynomial, rather than a straight line. This approach extends linear regression by allowing for a curve that better fits the data. The equation for polynomial regression is derived from the linear regression formula, but with the inclusion of higher-degree terms in x , typically represented as follows:

$$y = b_0 + b_1x + b_2x^2 + b_3x^3 + \dots + b_nx^n + e$$

In this case, y represents the predicted or target output, b_0, b_1, \dots, b_n are the regression coefficients, and x is the independent or input variable. Simply put, if the data does not follow a linear distribution but instead follows a polynomial pattern of degree n , polynomial regression is used to model the relationship and obtain the desired output.

LASSO and Ridge regression are well-known techniques used to build models, especially when there is a large number of features. These methods help prevent overfitting and reduce model complexity. LASSO (Least Absolute Shrinkage and Selection Operator) regression applies L1 regularization, which penalizes the absolute value of the regression coefficients (L1 penalty). This causes some coefficients to shrink to zero, effectively performing feature selection by identifying the most relevant predictors and eliminating others. In contrast, Ridge regression uses L2 regularization, which penalizes the squared magnitude of the coefficients (L2 penalty). While Ridge regression reduces the magnitude of coefficients, it does not set them to zero, leading to a solution with all predictors included. Ridge regression is particularly useful when there is multicollinearity in the data, where predictors are highly correlated with one another.

VI. Cluster Analysis

Cluster analysis, or clustering, is an unsupervised machine learning technique used to identify and group similar data points in large datasets without any predefined labels or outcomes. The goal of clustering is to organize data into groups, or clusters, where data points within the same cluster are more similar to each other than to those in different clusters. This technique is commonly applied to discover patterns or trends within data, such as segmenting consumers based on their behavior. Clustering is widely used in various fields including cybersecurity, e-commerce, mobile data analysis, healthcare analytics, and user behavior modeling. The following section provides an overview of different clustering methods.

Partitioning methods: This approach to clustering divides data into distinct groups or clusters based on the features and similarities within the dataset. The number of clusters is typically determined either dynamically or statically by data analysts or scientists, depending on the specific needs of the application. Common partitioning-based clustering algorithms include K-means, K-Medoids, and CLARA.

Density-based methods: These methods identify clusters by focusing on regions of high data point density, separated by areas of low density. Data points that do not fit into any cluster are considered noise. Notable density-based algorithms include DBSCAN and OPTICS. However, these methods can struggle with clusters that have similar densities or when dealing with high-dimensional data.

Hierarchical methods: Hierarchical clustering builds a hierarchy of clusters, typically represented as a tree structure. There are two main approaches: (i) Agglomerative, a bottom-up approach where each data point starts in its own cluster and clusters are merged as the hierarchy ascends, and (ii) Divisive, a top-down approach where all data points start in a single cluster and the group is recursively split. The BOTS technique proposed by Sarker et al. is an example of a hierarchical, bottom-up clustering algorithm.

Grid-based methods: Suitable for handling large datasets, grid-based clustering summarizes the data using a grid structure before merging the cells to form clusters. Algorithms like STING and CLIQUE are popular examples of grid-based clustering methods.

Model-based methods: These methods rely on statistical or neural network models for clustering. For example, Gaussian Mixture Models (GMM) are statistical models, while Self-Organizing Maps (SOM) are based on neural network learning.

Constraint-based methods: In this semi-supervised clustering approach, domain-specific knowledge is incorporated through constraints to guide the clustering process. Algorithms such as COP K-means and CMWK-Means make use of these constraints to refine the clustering results.

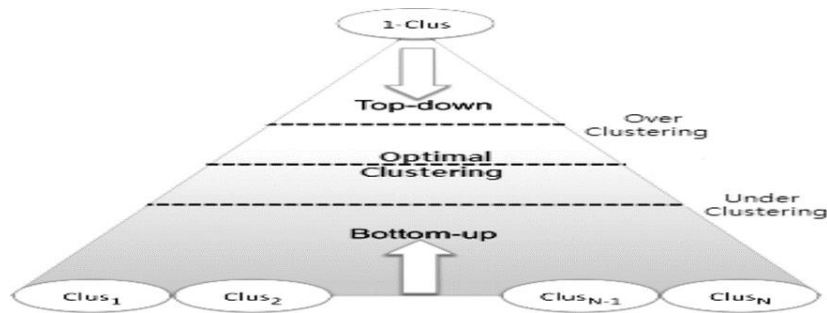


Fig6. A visual representation of the commonly used hierarchical clustering methods (Bottom-up and Top-down approaches)

Various clustering algorithms have been introduced in machine learning and data science literature, offering different methods for grouping data effectively in various application fields. Below is an overview of some widely used clustering techniques:

K-Means Clustering: K-means clustering is a fast and efficient algorithm commonly used for well-separated datasets. The algorithm assigns data points to clusters by minimizing the squared distance between each data point and the corresponding cluster centroid. However, the method is sensitive to outliers and its results can vary due to the random initialization of centroids. K-medoids clustering is an alternative to K-means, which is more robust to noise and outliers.

Mean-Shift Clustering: Mean-shift clustering is a nonparametric method that does not require prior knowledge of the number of clusters or assumptions about the shape of the clusters. The algorithm works by shifting centroids to the mean of the points in a given neighbourhood and continues this process until convergence. It is commonly used in image processing and computer vision applications. However, it can be computationally expensive, and its performance deteriorates in high-dimensional data with abrupt shifts in cluster numbers.

DBSCAN (Density-Based Spatial Clustering of Applications with Noise): DBSCAN is a density-based clustering technique that can find clusters of varying shapes and sizes in noisy data without requiring a pre-defined number of clusters. It separates high-density clusters from low-density regions and identifies outliers. DBSCAN is more robust to noise than K-means and can handle arbitrarily shaped clusters but may struggle with clusters of similar densities and high-dimensional data.

Gaussian Mixture Model (GMM) Clustering: GMM is a probabilistic model that assumes data points are generated from a mixture of Gaussian distributions. It is particularly useful when the data is not linearly separable. GMM uses the Expectation-Maximization (EM) algorithm to estimate the parameters of each Gaussian distribution. Unlike K-means, GMM returns the likelihood of a data point belonging to a cluster and can model more complex data distributions, making it more flexible and robust.

Agglomerative Hierarchical Clustering: Agglomerative hierarchical clustering is a widely used method that follows a bottom-up approach. Initially, each data point is treated as an individual cluster, and the algorithm merges the closest pairs of clusters iteratively until all points belong to a single cluster. This process produces a dendrogram, a tree-like diagram that helps visualize the cluster hierarchy. The method offers more interpretability than K-means, as it provides a detailed cluster structure that can assist in making informed decisions in different application areas.

VII. Dimensionality Reduction And Feature Extraction

In the fields of machine learning and data science, handling high-dimensional data presents significant challenges for researchers and practitioners alike. Dimensionality reduction, an unsupervised learning technique, is crucial for addressing these challenges as it improves interpretability, reduces computational demands, and helps prevent overfitting by eliminating redundancy in the data. Dimensionality reduction can be achieved through both feature selection and feature extraction methods. The key difference between the two lies in their approach: feature selection involves retaining a subset of the original features, while feature extraction generates new features based on the existing ones. The following section provides a brief overview of these techniques.

Feature selection refers to the process of identifying a subset of relevant features (variables or predictors) to use in building machine learning models. By removing irrelevant or less important features, feature selection reduces model complexity and accelerates the training of algorithms. Selecting the right subset of features helps

mitigate overfitting, enhances generalization, and can improve the model's accuracy. Therefore, feature selection is a crucial technique in machine learning that significantly impacts the model's effectiveness and efficiency. Common methods for feature selection include the Chi-squared test, Analysis of Variance (ANOVA), Pearson's correlation coefficient, and recursive feature elimination.

Feature extraction, on the other hand, involves transforming the original features into a smaller set of new features that retain the most important information. This process aims to reduce the dimensionality of the dataset by generating new features while discarding the original ones. By summarizing the data in a more compact form, feature extraction enhances prediction accuracy and reduces both computational cost and training time. A well-known technique for feature extraction is Principal Component Analysis (PCA), which reduces the dataset's dimensionality by creating new components derived from the original features.

$$r = (\Sigma(X_i - \bar{X})(Y_i - \bar{Y})) / \sqrt{(\Sigma(X_i - \bar{X})^2 \Sigma(Y_i - \bar{Y})^2)}$$

ANOVA (Analysis of Variance): Analysis of variance (ANOVA) is a statistical technique used to assess whether there are significant differences between the mean values of two or more groups. It assumes a linear relationship between the predictor variables and the target, and that the predictor variables follow a normal distribution. ANOVA tests the equality of means through the use of F-tests. When used for feature selection, the results often represented by the ANOVA F-value can help identify which features are relevant to the target variable, allowing for the exclusion of irrelevant ones.

Chi-Square Test: The chi-square (χ^2) statistic is used to quantify the difference between observed and expected frequencies in categorical data. It evaluates how far the observed data deviate from what would be expected under a specific hypothesis. The chi-square statistic depends on the magnitude of the difference, the degrees of freedom, and the sample size. This test is widely applied for assessing the relationships between categorical variables. Mathematically, if O_i denotes the observed value and E_i represents the expected value, the chi-square statistic is calculated as:

$$\text{Chi-Square } (\chi^2) = \Sigma [(O_i - E_i)^2 / E_i]$$

Recursive Feature Elimination (RFE): Recursive Feature Elimination (RFE) is an iterative feature selection method that removes the least important features from a dataset. In RFE, a model is trained, and at each iteration, the least significant feature is removed based on the model's coefficients or feature importance. This process continues until the desired number of features is achieved. By doing this, RFE helps reduce model complexity by eliminating features that may be redundant or irrelevant, thereby improving model efficiency and reducing the potential for overfitting.

Model-based Feature Selection: In some cases, feature selection can be performed using linear models that apply L1 regularization to shrink the coefficients of less important variables. For instance, Lasso regression is a type of linear regression that penalizes less important features by reducing their coefficients to zero. This results in the exclusion of those features from the model. In addition to Lasso regression, tree-based estimators like the Extra Trees Classifier can be used to rank features based on their importance, allowing for the removal of irrelevant features by analyzing impurity-based importance.

Principal Component Analysis (PCA): Principal Component Analysis (PCA) is a popular unsupervised technique used in machine learning to reduce the dimensionality of datasets. PCA transforms a set of correlated features into a new set of uncorrelated variables called principal components. The technique involves computing the eigenvalues of a covariance matrix and then projecting the original data into a subspace defined by the most significant eigenvectors. As shown in Figure 7, PCA can reduce a dataset from multiple dimensions to fewer dimensions, improving computational efficiency without losing critical information. By doing so, PCA acts as a feature extraction method that simplifies the data while maintaining its key characteristics, ultimately enhancing the performance of machine learning models.

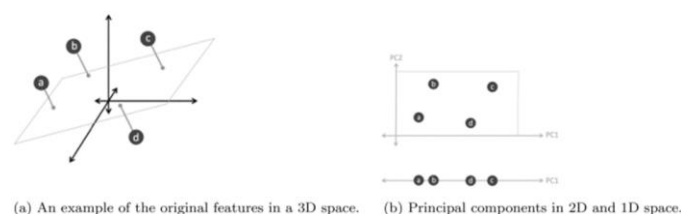


Fig7. Example of Principal Component Analysis

VIII. Associate Rule Learning

Association rule learning is a type of rule-based machine learning used to uncover interesting relationships or patterns in large datasets, often expressed in "IF-THEN" statements. For example, it might uncover a pattern such as, "If a customer buys a laptop, they are likely to also purchase antivirus software." This technique has broad applications across industries such as IoT services, medical diagnostics, user behavior analysis, web usage mining, mobile apps, cybersecurity, and bioinformatics. Unlike sequence mining, association rule learning typically does not account for the order of items in transactions. The effectiveness of association rules is usually evaluated using metrics such as support and confidence, which quantify the relationship between items.

Several methods for association rule learning have been proposed in the literature, including logic-based, frequent pattern-based, and tree-based approaches. Below, we provide a summary of some of the most commonly used algorithms for association rule mining.

AIS and SETM: The AIS algorithm was one of the first approaches for association rule mining. However, it suffers from generating an excessive number of candidate itemsets, which increases computational overhead. Similarly, the SETM algorithm, while performing well with execution time, faces the same challenge as AIS in terms of generating numerous itemsets.

Apriori: The Apriori algorithm is widely used for association rule generation. It applies the "bottom-up" approach, where candidate itemsets are generated based on frequent itemsets. By using the property that all subsets of a frequent itemset must also be frequent, Apriori reduces the search space and improves efficiency. A variation of Apriori, called predictive Apriori, combines both support and confidence to generate rules, but it may produce inconsistent results in some cases.

ECLAT: ECLAT uses a depth-first search to find frequent itemsets. Unlike Apriori, which uses a horizontal data representation, ECLAT employs a vertical approach, making it more scalable and efficient for smaller datasets. However, Apriori remains preferable for large datasets.

FP-Growth: The FP-Growth algorithm, based on the Frequent Pattern Tree (FP-tree), is another well-known technique. Unlike Apriori, which generates frequent candidate itemsets, FP-Growth directly constructs the FP-tree and mines frequent itemsets without candidate generation. However, managing the FP-tree can be challenging for very large datasets, and additional methods like Rapid Association Rule Mining attempt to address these challenges.

ABC-RuleMiner: In our recent work, we proposed the ABC-RuleMiner algorithm, a rule-based machine learning method designed to discover non-redundant association rules. The algorithm identifies redundancy in associations by considering the impact or precedence of related contextual features. ABC-RuleMiner constructs an Association Generation Tree (AGT) through a top-down approach and generates rules by traversing the tree. This method offers better performance in generating non-redundant rules, making it particularly useful for context-aware applications in intelligent decision-making scenarios.

Among these techniques, Apriori remains one of the most commonly applied methods for association rule mining due to its straightforwardness and comprehensiveness in generating associations that meet user-defined constraints, such as minimum support and confidence thresholds. The ABC-RuleMiner approach provides significant advantages in generating non-redundant rules and aiding intelligent decision-making in complex, context-driven environments.

IX. Reinforcement Learning

Reinforcement Learning (RL) is a machine learning paradigm where an agent learns to make decisions through trial and error while interacting with an environment. Unlike supervised learning, which relies on labeled data, RL focuses on learning optimal behavior based on feedback from the agent's actions in the environment. The RL process is typically modeled as a Markov Decision Process (MDP), where the problem revolves around sequential decision-making. An RL system is composed of four main components: the agent, the environment, the rewards, and the policy.

RL techniques can be broadly classified into two categories: Model-based and Model-free methods. Model-based RL involves learning from a model of the environment by taking actions, observing the results (such as the next state and immediate rewards), and updating the model accordingly. AlphaZero and AlphaGo are examples of model-based approaches. In contrast, model-free methods do not require a model of the environment or transition probabilities. Instead, these methods focus on learning the optimal policy directly from the interactions

between the agent and the environment. Examples of model-free algorithms include Q-learning, Deep Q-Network (DQN), Monte Carlo methods, and SARSA (State–Action–Reward–State–Action). The main distinction between model-based and model-free RL is the use of a policy network, which is needed in model-based RL but not in model-free methods. Below, we explore some popular RL algorithms.

Monte Carlo Methods: Monte Carlo methods are computational algorithms that rely on repeated random sampling to estimate numerical results. These methods are particularly useful for solving problems that are deterministic in nature but can be tackled using randomness. Monte Carlo techniques are commonly applied in optimization, numerical integration, and drawing samples from probability distributions.

Q-learning: Q-learning is a model-free reinforcement learning algorithm designed to learn the value of actions in different states. The algorithm updates a table of Q-values, which represent the expected rewards for each state-action pair. Q-learning is particularly useful because it does not require a model of the environment and can handle stochastic transitions and rewards without additional adjustments. The term "Q" refers to the quality of the action in a given state.

Deep Q-learning: Deep Q-learning extends Q-learning by incorporating deep neural networks to approximate the Q-values for complex environments with large state spaces. In standard Q-learning, a table is used to store Q-values for each state-action pair, but this becomes impractical for large problems. Deep Q-learning uses a neural network to estimate Q-values, allowing the algorithm to scale to more complex scenarios where state and action spaces are large.

Reinforcement Learning, along with supervised and unsupervised learning, is one of the fundamental paradigms in machine learning. RL has been successfully applied to a wide range of real-world problems, including game theory, robotics, operations research, control theory, simulation-based optimization, multi-agent systems, and logistics. By learning from experience and adapting to the environment, RL provides a powerful tool for solving complex decision-making problems across various domains.

X. Artificial Neural Network And Deep Learning

Deep learning is a subset of machine learning that leverages artificial neural networks (ANNs) to perform representation learning. It utilizes a hierarchical architecture that involves multiple processing layers, including input, hidden, and output layers, to learn from data. The primary advantage of deep learning over conventional machine learning techniques is its enhanced ability to perform well, especially when dealing with large datasets. As illustrated in Figure 9, deep learning generally outperforms traditional machine learning methods as the volume of data increases. However, its effectiveness can vary based on factors such as the nature of the data and the experimental setup.



Fig8. Performance of Machine Learning and Deep Learning with Varying Data Volumes

Some of the most widely used deep learning algorithms include the Multi-layer Perceptron (MLP), Convolutional Neural Networks (CNN), and Long Short-Term Memory Recurrent Neural Networks (LSTM-RNN) [96]. Below, we explore different deep learning techniques that are commonly employed to develop robust, data-driven models for diverse applications.

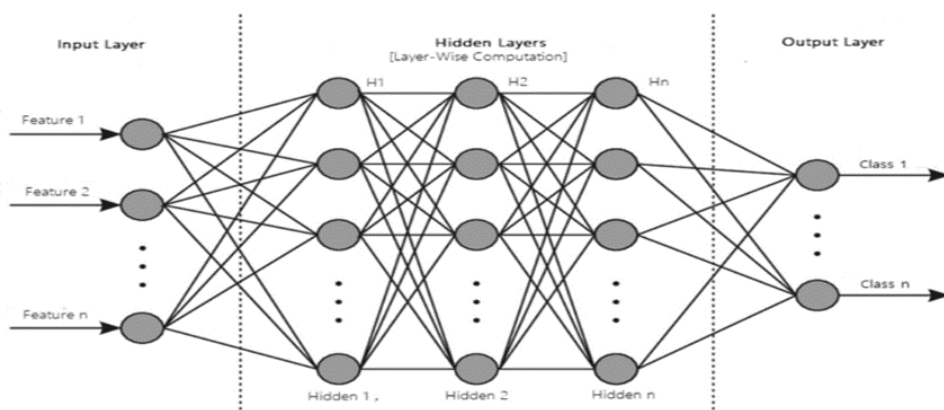


Fig9. Structure of an Artificial Neural Network

MLP (Multilayer Perceptron): The Multilayer Perceptron (MLP) is a fundamental deep learning architecture, also known as a feed-forward artificial neural network. It consists of an input layer, one or more hidden layers, and an output layer, with each node in a layer connected to every node in the next layer through weighted connections. The MLP utilizes the "Backpropagation" algorithm, a core technique in neural networks, to adjust internal weights during model training. MLP is sensitive to the scaling of features and allows the tuning of hyperparameters such as the number of hidden layers, neurons, and training iterations, although this can make the model computationally intensive.

CNN (Convolutional Neural Network): Convolutional Neural Networks (CNNs) extend the architecture of traditional artificial neural networks by incorporating convolutional layers, pooling layers, and fully connected layers. CNNs are especially effective for processing two-dimensional data, making them popular in fields like image and video recognition, image classification, medical imaging, and natural language processing. While CNNs require higher computational resources, they are capable of automatically detecting relevant features, which makes them more powerful than conventional ANNs. Advanced CNN-based models include AlexNet, Xception, Inception, VGG, and ResNet.

LSTM-RNN (Long Short-Term Memory Recurrent Neural Network): Long Short-Term Memory (LSTM) is a type of recurrent neural network (RNN) used in deep learning. Unlike typical feed-forward networks, LSTM networks have feedback connections, allowing them to process sequential data such as time series. This makes LSTM particularly useful for tasks like time-series prediction, natural language processing, and speech recognition, where data has an inherent sequence. LSTM networks are designed to learn long-term dependencies, distinguishing them from traditional feed-forward networks.

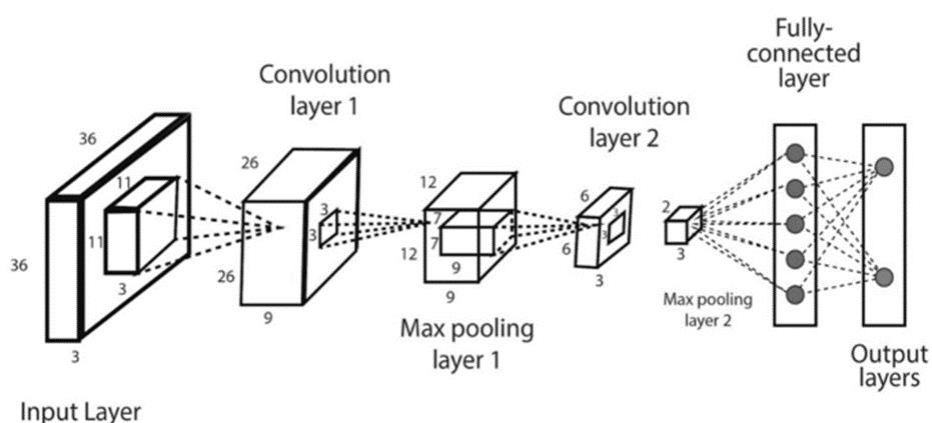


Fig10. Structure of Convolutional Neural Network

In addition to the widely used deep learning methods mentioned above, there are several other deep learning techniques that cater to different purposes. For example, the Self-Organizing Map (SOM) applies unsupervised learning to represent high-dimensional data as a 2D grid map, helping with dimensionality reduction. Autoencoders (AE) are another common technique employed for unsupervised learning tasks, particularly in dimensionality reduction and feature extraction. Restricted Boltzmann Machines (RBM) are

versatile models that can be applied to dimensionality reduction, classification, regression, collaborative filtering, feature learning, and topic modeling. A Deep Belief Network (DBN) consists of stacked RBMs or autoencoders and is often used with a backpropagation neural network (BPNN). Generative Adversarial Networks (GAN) are specialized deep learning models that generate synthetic data closely resembling actual data. Transfer learning has gained popularity because it enables the training of deep neural networks with relatively small datasets by reusing pre-trained models for new tasks.

In summary, the diverse range of machine learning techniques, including classification, regression, clustering, feature selection and extraction, dimensionality reduction, association rule learning, reinforcement learning, and deep learning, offer valuable tools that can be applied to various problems, depending on their respective strengths and capabilities. The next section will explore several practical applications of these machine learning methods.

XI. Machine Learning Applications In Various Domains

In the era of the Fourth Industrial Revolution (4IR), machine learning has gained significant traction across a wide range of fields due to its ability to learn from past data and make intelligent decisions. Below are several key application areas where machine learning is making an impact.

Predictive Analytics and Decision Support: Machine learning is widely used for data-driven predictive analytics to assist in intelligent decision-making. By identifying patterns between variables and past events, it can forecast future outcomes, such as identifying potential criminals after a crime or detecting fraudulent credit card activities. Retailers can also utilize machine learning to predict consumer preferences, manage inventories, and optimize logistics. Common machine learning algorithms like decision trees, support vector machines, and neural networks are integral to these applications, benefiting sectors like e-commerce, banking, healthcare, and more.

Cybersecurity and Threat Detection: Machine learning plays a vital role in cybersecurity by analyzing data to recognize patterns and detect potential threats. It aids in identifying malware, spotting insider threats, predicting security breaches, and safeguarding cloud data by recognizing abnormal behaviour. Techniques like clustering and classification models are frequently used to pinpoint cyber anomalies and attacks, while deep learning models help scale security measures across vast datasets.

Internet of Things (IoT) and Smart Cities: IoT is a central technology in the development of smart cities, where everyday objects are connected to the internet to collect data and automate tasks. Machine learning helps analyze and predict patterns in areas like traffic flow, parking availability, energy consumption, and more, enhancing city management and residents' quality of life. Machine learning is key in driving smart decisions and predictive models that improve urban systems' efficiency.

Transportation and Traffic Forecasting: Machine learning models are increasingly applied to predict traffic patterns and optimize transportation systems. By analyzing historical traffic data, machine learning can help alleviate congestion, minimize delays, and improve route planning. This is especially valuable in smart city initiatives, helping to optimize public transportation and reduce pollution.

Healthcare and COVID-19 Response: Machine learning supports various aspects of healthcare, from disease prediction and diagnosis to patient management. In the context of the COVID-19 pandemic, machine learning has been used for risk classification, outbreak prediction, and medical image processing, significantly aiding clinical decision-making and public health efforts.

E-commerce and Personalized Recommendations: One of the most common uses of machine learning in e-commerce is product recommendation. By analyzing customer behavior and purchase history, machine learning models help personalize the shopping experience, improving customer engagement and sales. Machine learning also plays a role in inventory management, logistics optimization, and targeted marketing strategies.

Natural Language Processing (NLP) and Sentiment Analysis: Machine learning is integral to NLP tasks, such as speech recognition, chatbots, and language translation. Sentiment analysis, a subfield of NLP, uses machine learning to assess the emotional tone of text, which is particularly valuable for businesses seeking to gauge customer opinions on products, brands, or services from social media and other platforms.

Image and Speech Recognition: Machine learning is widely applied in both image and speech recognition. For example, it can detect objects in images, identify cancer in medical scans, or recognize faces in security systems. Speech recognition technologies like Google Assistant and Siri also rely heavily on machine learning algorithms for natural language understanding.

Sustainable Agriculture: Machine learning is contributing to sustainable agriculture by optimizing crop yields, predicting weather patterns, and detecting diseases or pests. It is used in various stages of farming, including pre-production (predicting soil properties and irrigation needs), production (disease detection and livestock management), and distribution (inventory and demand management).

User Behavior Analytics and Context-Aware Apps: Machine learning enables mobile applications to adapt based on user behavior and context, improving user experience. By analyzing data from mobile devices, machine learning algorithms can predict user needs, suggest recommendations, or optimize app functionalities. Context-aware systems can tailor actions based on time, location, or user preferences, making applications smarter and more responsive.

In addition to the areas mentioned above, machine learning is also transforming industries such as bioinformatics, robotics, DNA sequencing, economics, and advanced engineering. Its versatility and ability to process large volumes of data make it an essential tool for innovation across various domains.

XII. Conclusion

This paper provides a comprehensive overview of machine learning algorithms for intelligent data analysis and their applications. Various machine learning techniques are discussed in terms of their potential to solve real-world problems. The success of a machine learning model is determined by both the quality of the data and the effectiveness of the learning algorithms. These algorithms need to be trained using real-world data and domain-specific knowledge to support intelligent decision-making. Several key application areas of machine learning are explored to highlight its versatility in addressing diverse challenges. The paper also identifies challenges in the field, along with potential research opportunities and future directions. These challenges present promising areas for research, and addressing them with effective solutions can significantly benefit various application domains. Overall, the study on machine learning-based solutions offers valuable insights and serves as a useful reference for both academic researchers and industry professionals, as well as decision-makers, particularly from a technical standpoint.

Reference

- [1] Canadian Institute Of Cybersecurity, University Of New Brunswick, Iscx Dataset, <http://www.unb.ca/cic/datasets/index.html> (Accessed On 20 October 2019).
- [2] Cic-Ddos2019 [Online]. Available: <https://www.unb.ca/cic/datasets/ddos-2019.html> (Accessed On 28 March 2020).
- [3] World Health Organization: Who. <http://www.who.int/>.
- [4] Google Trends. In <https://trends.google.com/trends/>, 2019.
- [5] Adnan N, Nordin Shahrina Md, Rahman I, Noor A. The Effects Of Knowledge Transfer On Farmers Decision Making Toward Sustainable Agriculture Practices. *World J Sci Technol Sustain Dev*. 2018.
- [6] Agrawal R, Gehrke J, Gunopulos D, Raghavan P. Automatic Subspace Clustering Of High Dimensional Data For Data Mining Applications. In: *Proceedings Of The 1998 Acm Sigmod International Conference On Management Of Data*. 1998; 94–105
- [7] Agrawal R, Imieliński T, Swami A. Mining Association Rules Between Sets Of Items In Large Databases. In: *Acm Sigmod Record*. Acm. 1993;22: 207–216
- [8] Agrawal R, Gehrke J, Gunopulos D, Raghavan P. Fast Algorithms For Mining Association Rules. In: *Proceedings Of The International Joint Conference On Very Large Data Bases, Santiago Chile*. 1994; 1215: 487–499.
- [9] Aha Dw, Kibler D, Albert M. Instance-Based Learning Algorithms. *Mach Learn*. 1991;6(1):37–66.
- [10] Alakus Tb, Turkoglu I. Comparison Of Deep Learning Approaches To Predict Covid-19 Infection. *Chaos Solit Fract*. 2020;140
- [11] Amit Y, Geman D. Shape Quantization And Recognition With Randomized Trees. *Neural Comput*. 1997;9(7):1545–88.
- [12] Ankerst M, Breunig Mm, Kriegel H-P, Sander J. Optics: Ordering Points To Identify The Clustering Structure. *Acm Sigmod Record*. 1999;28(2):49–60.
- [13] Anzai Y. *Pattern Recognition And Machine Learning*. Elsevier; 2012.
- [14] Ardabili Sf, Mosavi A, Ghamisi P, Ferdinand F, Varkonyi-Koczy Ar, Reuter U, Rabczuk T, Atkinson Pm. Covid-19 Outbreak Prediction With Machine Learning. *Algorithms*. 2020;13(10):249.
- [15] Baldi P. Autoencoders, Unsupervised Learning, And Deep Architectures. In: *Proceedings Of Icml Workshop On Unsupervised And Transfer Learning*, 2012; 37–49 .
- [16] Balducci F, Impedovo D, Pirlo G. Machine Learning Applications On Agricultural Datasets For Smart Farm Enhancement. *Machines*. 2018;6(3):38.
- [17] Boukerche A, Wang J. Machine Learning-Based Traffic Prediction Models For Intelligent Transportation Systems. *Comput Netw*. 2020;181
- [18] Breiman L. Bagging Predictors. *Mach Learn*. 1996;24(2):123–40.
- [19] Breiman L. Random Forests. *Mach Learn*. 2001;45(1):5–32.
- [20] Breiman L, Friedman J, Stone Cj, Olshen Ra. *Classification And Regression Trees*. Crc Press; 1984.
- [21] Cao L. *Data Science: A Comprehensive Overview*. *Acm Comput Surv (Csur)*. 2017;50(3):43.
- [22] Carpenter Ga, Grossberg S. A Massively Parallel Architecture For A Self-Organizing Neural Pattern Recognition Machine. *Comput Vis Graph Image Process*. 1987;37(1):54–115.
- [23] Chiu C-C, Sainath Tn, Wu Y, Prabhavalkar R, Nguyen P, Chen Z, Kannan A, Weiss Rj, Rao K, Gonina E, Et Al. State-Of-The-Art Speech Recognition With Sequence-To-Sequence Models. In: *2018 Ieee International Conference On Acoustics, Speech And Signal Processing (Icassp)*, 2018 Pages 4774–4778. Ieee .
- [24] Chollet F. Xception: Deep Learning With Depthwise Separable Convolutions. In: *Proceedings Of The Ieee Conference On Computer Vision And Pattern Recognition*, Pages 1251–1258, 2017.

- [25] Cobuloğlu H, Büyüktaktın İe. A Stochastic Multi-Criteria Decision Analysis For Sustainable Biomass Crop Selection. *Expert Syst Appl.* 2015;42(15–16):6065–74.
- [26] Das A, Ng W-K, Woon Y-K. Rapid Association Rule Mining. In: *Proceedings Of The Tenth International Conference On Information And Knowledge Management*, Pages 474–481. Acm, 2001.
- [27] De Amorim Rc. Constrained Clustering With Minkowski Weighted K-Means. In: *2012 Ieee 13th International Symposium On Computational Intelligence And Informatics (Cinti)*, Pages 13–17. Ieee, 2012.
- [28] Dey Ak. Understanding And Using Context. *Person Ubiquit Comput.* 2001;5(1):4–7.
- [29] Eagle N, Pentland As. Reality Mining: Sensing Complex Social Systems. *Person Ubiquit Comput.* 2006;10(4):255–68.
- [30] Essien A, Petrounias I, Sampaio P, Sampaio S. Improving Urban Traffic Speed Prediction Using Data Source Fusion And Deep Learning. In: *2019 Ieee International Conference On Big Data And Smart Computing (Bigcomp)*. Ieee. 2019: 1–8.