

Socioeconomic Analysis And Effect Of House Shelter Aid, Economic-Social Package, Education And Norma Assistance On Life of "Anak Dalam" Tribe

Lukman

Faculty of Economics and Business, Syarif Hidayatullah State Islamic University Jakarta, Indonesia

Abstract: The aim of this study is firstly to know life coaching efforts of the Anak Dalam tribe in underdeveloped and impoverished by the government and society. Secondly, to analyze and assess the influence of house shelter aid, education and norma assistance and economic-social package, such as Resident Identity Card (KTP), Family Card (KK), Certificate Know Born, Indonesian Healthy Card (KIS), Indonesia SmartCard (KIP), the Family Hope Program (PKH), Family Welfare Card (KKS), rice for the poor people (Raskin) by the government and society to "Anak Dalam" tribe in Merangin, Jambi Province. This research uses descriptive verification approaches and explanatory methods using primary data. Descriptive verification is to know the situation and understand the phenomena that occur in the acquisition of a better understanding with the intention to describe empirical phenomena are accompanied by interpretations with the aim of obtaining an in-depth overview of the problem of research conducted. Explanatory method was used to test the hypothesis of whether there are influences help homes, socioeconomic, norms, education and skills for life "Anak Dalam" tribe using a statistical multiple linear regression with Pooled Regression model. The results of the study can know the development of life of the Anak Dalam tribe until 2015 and can be classified into three groups: 1. The "Anak Dalam" tribe own homes settle, 2. The "Anak Dalam" tribe stay at home "sundung" the nomadic seasonal minimum of every 3 months. 3. The "Anak Dalam" tribe lives in the forest wildlife. The "Anak Dalam" tribe who has had homes sedentary life spread in 4 sub-districts; 153 homes, 10 residential groups and 9 Temengung, consisting of 161 families and 527 inhabitants, 249 men and 278 women. Composition; as many as 244 adults, 130 children and adolescents 66. Work; Hunt 85, Concocting 22, Farmer/gardening 61, and Housewife 117. Level of education; Elementary, junior and senior high 47 People and the remaining 124 do not work are children. The "Anak Dalam" tribe who lives in homes sundung nomadic spread in 4 sub-districts, 18 groups, 5 temengung, 94 families, 325 people, 170 men and 155 women. Composition; 198 adults, 98 children and adolescents 28. Work; Hunt 68, Concocting 20, Farmer/ gardening 29, Housewife 76. The level of education; elementary, junior and senior high school is 3 persons and the remaining is children. Meanwhile, "Anak Dalam" tribe who live in the forest wildlife, still 71 families, 384 people, 183 men and 201 women with one person temengung called Celetai. Results from Pooled Regression (OLS) obtained coefficient of determination (R^2) is 0.797783, which means that 79.77% of the life of "Anak Dalam" tribe is influenced by the Permanent Shelter, Social Economics, Education-Skills and Norma. Meanwhile, the remaining 20.23% are other factors that are not included in the model. It is known that the F-statistic result is 0.001033 < level of significancy 5%, which means that Residential Fixed, Social Economics, Education-Skills and Norma simultaneously significant effect on the life of "Anak Dalam" tribe. The result of the t-statistic of Permanent Residential and Educational Skills of 0.0491 and 0.0014 < level of significancy 5%, indicating that the Residential Permanent and Education-Skills have a significant effect on the lives of "Anak Dalam" tribe. Meanwhile, test results of the t-statistic on Socioeconomic and Norma of 0.3678 and 0.9283 > level of significancy 5%, this means that the socioeconomic assistance and Norma no significant effect on the lives of "Anak Dalam" tribe in Merangin District, Jambi Province.

Keywords : Anak Dalam tribe, Meramu, Nomadic, Permanent Shelter, Temengung.

I. Introduction

In Jambi province, Indonesia, there are social and cultural life of society belonging to minorities is an *Anak Dalam* tribe, live underdeveloped and poor, living in the forest in groups and nomadic, occupy the house "sundung" in the shrubs, and flocking in a very simple residential house built by the government. Small groups of 3 to 15 family heads, while the largest group consists of more than 15 heads of families. The organizational structure of the social community *Anak Dalam* Tribe consists of: 1. *Tumenggung* (customary chief / community) 2. *Vice Tumenggung*, substitute *Tumenggung* if absent 3. *Menti*, as customary judge. Life of the *Anak Dalam* tribe rely and depend on nature with equipment and technology that is simple, hunting in the forest and the river is one of the activities they pursue to search for the necessities of life, improved nutrition, and efforts to train their sons in strategy. *Meramu* (concocting) are done by women use forest products for their livelihood such as

bamboo shoots, yam, sap palm, jackfruit, Rambai, forest honey, the purposes of the ingredients of pharmaceuticals, such as various kinds of roots, leaves, fruits and so on is limited to the territory hunt. The level of intellectual ability of the *Anak Dalam* tribe is still low and their temperament is generally shy and hard. Although still limited, but it has to happen social interaction with the wider community that values openness to foreign cultures more visible.

Since the transmigration program by the Indonesian government since 1972, land clearing has occurred on a large scale. With regard to such life of the *Anak Dalam* tribe getting squeezed and run out of forest land for habitat and look for subsistence living, and potential social unrest against the surrounding community. Life of the *Anak Dalam* tribe are getting squeezed, running out of the forest land shelter and difficult to look for a meal, then the government and the elements associated with the community to make efforts coaching from building homes in stages, food aid, the package of social assistance such as Resident Identity Card (KTP), Families Card (KK), Indonesia Healthy Cards (KIS), Indonesia Smart Card (KIP), the Family Hope Program (PKH), Family Welfare Card (KKS), rice for the poor people (Raskin) and others that their lives regardless of underdevelopment and poverty and can live up like people usually.

In the present situation of the *Anak Dalam* tribe scattered in 15 villages and 6 subdistricts in *Merangin* District, Jambi Province. where the number of families head 297 and 1134 person with 15 *Temengung*. Founding is done by the government aims to increase the use value and capabilities through a planned process designed for the purpose socialize independently. The local government has made a series of actions or steps are done in a systematic chronological stages that reflect changing community effort the *Anak Dalam* tribe towards life that reaches eligibility standards. This paper will be presented the influence of of housing aid, education-training, the norm of life and aid package of socio-economic on life of the *Anak Dalam* tribe.

II. Literature Review

The *Anak Dalam* Tribe

In growth of human civilization, followed by the development of science and technology, today, there are lifestyle underdeveloped and isolated in a community in the province of Jambi, Indonesia. This community group called *Anak Dalam* tribe. According to the tale [1], The *Anak Dalam* tribe comes from three offspring. 1. Descendants of *South Sumatera*, lived in the district of *Batang*. 2. Descendants of *Minangkabau* generally in *Bungo Tebo* and partly in *Mersam*. 3. Descendants of *Jambiare Kubu Air Sarolangun Merangin Bangko*. The *Anak Dalam* tribe very dependent on forests to meet basic needs and other needs. Generally, the *Anak Dalam* tribe worked to hunt animals, cutting down trees and clearing forests for farming, while the women cut small plants.

Characteristics and Culture of the *Anak Dalam* tribe

According to Van Dongen (1906) in Muchlas, 1975. Interest in the child belonged to the Mongoloid race are included in the first migration of human proto-Malay, has brown skin, slightly curly hair, thick soles, male and female adults like to eat betel leaves. Cultural *melangun* move left the home residence in the event of death. *Seloko* and *Mantera* are legal rules that guide the everyday life-spoken and act as well as in social life. *Besale* is sit together to jointly appeal to the Almighty to be given health, peace and avoid from danger. Trust in God, their ethnic term that *dewo-dewo* the beneficial effects if they run rules. Forests are a priceless treasure, where they live, breed, food sources, until the entry into force of the customs area.

The kinship system of the *Anak Dalam* tribe is matrilineal. *Anak Dalam* tribe not allowed to call his wife or husband by his name, as well as between younger sister and between children and parents. They also do not mention the name of the person who had died. Actually, the name of a person is considered taboo. In an *Anak Dalam* tribe culture, also get to know the system of social stratification. *Tumenggung* is a major leader in group structure. *Anak Dalam* tribe community living in groups, they are free to live together with other groups. However, they are not easily moved to other groups or *Tumenggung* because there are customary laws that govern them. The organizational structure of the social community *Anak Dalam* tribe consists of: 1. *Tumenggung*, Head of the community, 2. Vice *Tumenggung*, and 3. *Menti*, a Judge customary. The *Anak Dalam* tribe like moving place. The habit of moving from one place to another is referred to as *Melangun*. Some reason performed *Melangun*. 1). The change of seasons, 2). Difficulty get meals and hunted animals, 3) Death, when one of them dies, the family members where they left off. *Anak Dalam* tribe also Farming, Gardening, Hunting and Concocting.

Fostering the *Anak Dalam* Tribe

Fostering is a process that aims to increase the value of usability and power of the *Anak Dalam* tribe. Coaching is done at *Suku Anak* In an effort made by the parties in this study, institution or government agency in this case the Office of Social Affairs, Manpower and Transmigration in *Merangin* District. Fostering has been done is: Isolated Community Development Program in Indonesia using resettlement patterns, namely moving

the tribe to a new settlement. With the new settlement is expected to tribes, like the *Anak Dalam* tribe, can be socialized like that are advanced society.

Socioeconomic Aid Package.

Socioeconomic aid package that was given to the *Anak Dalam* tribe consists of: Indonesia Healthy Card (KIS), Indonesia Smart Card (KIP), the Family Hope Program (PKH), Family Welfare Card (KKS), rice for the poor people (Raskin). Family Hope Program (PKH) must be integrated with Family Welfare Card (KKS), Indonesia Healthy Card (KIS), Indonesia Smart Card (KIP), and rice for the poor people (Raskin).

Aid Law Norms

Law norm may be interpreted as norms or rules that govern society and social life are derived from applicable legislation. There are several kinds of norms or rules like, religious norms, norms of decency and the rule of law. The rules of religion and decency rules aimed at the formation of personal moral goodness while the rule of law is aimed at establishing peace between personal lives or relating to the public interest.

Meanwhile, social norms are a common habit as a standard of behavior in a society and the limitations of certain regions. Norma will be developed along with social agreements society, often referred to as social regulations. Norms regarding appropriate behaviors performed in carrying out their social interactions. The existence of norms in society is forcing an individual or a group in order to act in accordance with the social rules that have been established. Basically, the norms drawn up so that the relationship between human societies can be ordered as expected. The norms should not be violated. Anyone who violates the norms or not acting in accordance with the provisions contained in the norm will get the punishment. The norm in society contains the regulations, rules, standards and guidelines appropriate behavior or reasonable.

Empirical Study

Studies that have been conducted on *Anak Dalam* tribe all this time there are some that are quoted in this study, namely "The outlook of *the Anak Dalam* tribe of the River Sipa Health in the Sub-district of Limun, Sarolangun, Jambi Province" by Hajar (2003).

Research Hypothesis

Based on the literature review and previous studies, the hypothesis of this study is: There is a significant relationship between House Shelter, arable land and livelihood against the life of *the Anak Dalam* tribe in Merangin District, Jambi Province.

1. There is a significant relationship between socioeconomic assistance package, such as the Indonesia Healthy Card (KIS), Indonesia Smart Card (KIP), the Family Hope Program (PKH), Family Welfare Card (KKS), rice for the poor (Raskin) against the lives of *an Anak Dalam* tribe in Merangin District, Jambi Province.
2. There is a significant relationship between Norma (Norma law, Customary cultural, social and religious) on the lives of *an Anak Dalam* tribe in Merangin District, Jambi Province
3. There is a significant relationship between education and skills on the lives of the *Anak Dalam* tribe in Merangin District, Jambi Province

III. Research Methods

Research Methods

The method used in this research is descriptive verification approach and explanatory research using primary data. Descriptive verification is to know the situation and understand the phenomena that occur in the acquisition of better understanding the purpose of a portrait (describe) empirical phenomena that accompanied interpretations with the aim of obtaining an overview profusely about problem of research has been conducted.

Meanwhile, explanatory research used to test hypotheses about whether there is influence independent variable with the dependent variable is the influence of sedentary life with residential homes, socioeconomic aid package, norms and life-skills education against children in the Tribe life in *Merangin* District Jambi Province. Analysis Descriptive Verification and explanatory method relevant used for social studies that try to view, measure and test the causality between variables [4].

Data and Data Sources

The data in this study are a secondary data and primary data. Secondary data were obtained through a literature study Engineering (Library Research) and field surveys is data about the number of people who accompanied *Anak Dalam* tribe occupation, gender, education, age, location of residence, the group residence, *Temengung*. Primary data were obtained using the technique field studies by charging questionnaires through interviews and observation in order to obtain data on the life of *the Anak Dalam* tribe, Aid House Shelter, Social

Economics Aid Package, Education-Skills and Norma Life (Tata manners, manners, Legal Norma, Norma Indigenous Culture). The total samples are 83 respondents from *Anak Dalam* tribe and of related elements in *Merangin* District, Jambi Province. The research was conducted for 10 months from March 2015 until December 2015.

IV. Data Analysis

Descriptive Analysis

Descriptive analysis verification is performed to determine the situation and understand the phenomena that occur in the acquisition of a better understanding with the intention to describe empirical phenomena accompanied by interpretations with the aim of obtaining a picture of the deepest on development efforts by local governments, associated elements and society to the *Anak Dalam* tribe in *Merangin* District Jambi Province.

Analysis of Independent Variable to Dependent Variables

Explanatory methods have been used to test hypotheses about the causal relationship between the various variables and influences between an independent variable on the dependent variable, i.e.: Effect Aid House Shelter (X_1), Aid Socioeconomic Package (X_2), Education-Skills (X_3), Norm (X_4) against livery of the *Anak Dalam* tribe (Y). In econometric can be made that function:

$$Y=f(X_1, X_2, X_3, X_4) \quad (1)$$

In the econometric equation of the function can be made Pooled Regression Models as follows [5]:

$$Y = \beta_0 + \beta_1 X_1 + \beta_2 X_2 + \beta_3 X_3 + \beta_4 X_4 + \varepsilon_{it} \quad (2)$$

Y = Live of *Anak Dalam* tribe

X_1 = Aid House Shelter.

X_2 = Aid Social Economy Package

X_3 = Aid Education and Skills

X_4 = Aid of Norm

β_0 = constant

β_i = parameters value

ε_{it} = Error term

Pooled Regression Models (OLS) use EViews 7.2 program, through the testing process:

1. Design Test Validity Models: a. Goodness of Fit Test b. Linearity test, Test of Bias Simultaneous by Hausman Test, Test for Exogeneity.
2. Testing econometric with the aim to obtain a model that is best linear unbiased and estimator (BLUE) so that the model type has a high predictive power. Econometric testing classical assumption, namely, whether there is a problem autocorrelation, multicollinearity, heteroscedasticity, linearity and normality [6].
3. Test Statistics. To prove the truth of the hypothesis proposed in this study using a test against the output produced by the multiple linear regression model mentioned above. This statistical test is also called significant test: The coefficient of determination (R^2), F-statistics test (Simultaneous Testing) and t-test (partial Test)

V. Results and Discussions

Analysis of Fostering Efforts Progress by the Government, Communities and Related Elements On Life of the *Anak Dalam* Tribe in *Merangin* District, Jambi Province

General Condition of *Anak Dalam* Tribe

Progress of efforts fostering by the local government, associated elements and communities to *Anak Dalam* tribe economically underprivileged, lifestyle backward, isolated and poor in *Merangin* District, Jambi province is gradually good, due to development efforts undertaken by local governments, associated elements and people began of aid homes gradually, manufacture Family Card (KK) and Resident Identity Cards (KTP), training lifestyle farming and gardening, education and skills, social and laws norm, medical aid and *Raskin* rice and other development efforts.

The conditions of *Anak Dalam* tribe in *Merangin* District end of 2015, staying in groups in 6 sub-districts and 15 villages, 10 groups of settlements with 153 homes, which consists of 297 families and 1,134 people, led by 15 *Temengung* with 555 male and 579 female. The daily life of *Anak Dalam* tribe had most of the homes can aid sedentary life, some still live in groups in the *Sundunghouse* on plantation and a small portion of his life still wild in the forests. Lifestyle already started farming, gardening, hunting and gathering. *Anak Dalam* tribe whose life has been settled, the children they have started a primary school (SD) to high school (SMA), has begun to understand the social norms can mingle with people and have started to know manners and legal

norms. Daril results of the survey in the field *Anak Dalam*tribe condition in this study in the three groups:1). *Anak Dalam* tribe who have sedentary life with homes 2). *Anak Dalam*tribe nomadic with *Sundung* home 3). *Anak Dalam* tribe whose lives still wild in the forest. The population and job condition of *Anak Dalam*tribe who have sedentary life with homesare shown in Figure 1and Figure 2.

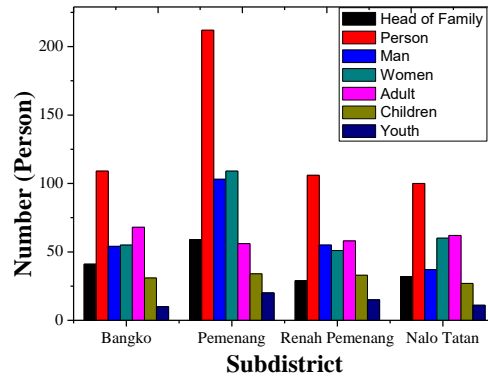


Figure 1 Graph of population of the *Anak Dalam*tribe who who have sedentary life with homes

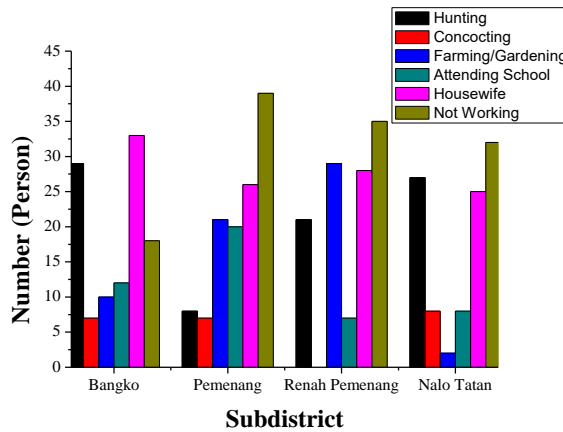


Figure 2 Graph of job condition of *Anak Dalam*tribe who have sedentary life with homes

The population and job condition of *Anak Dalam*tribe nomadic with *Sundung* home shown in Figure 3and Figure 4

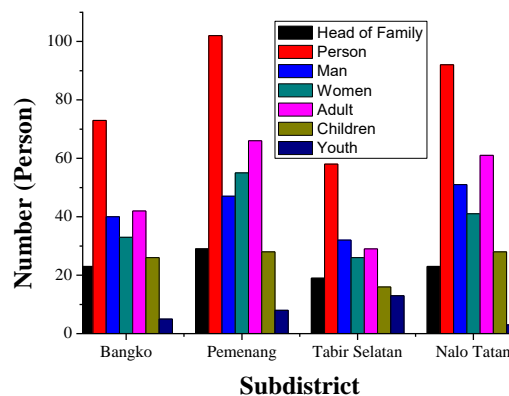


Figure 3 Graph of populationof the *Anak Dalam*tribe nomadic with *Sundung* home

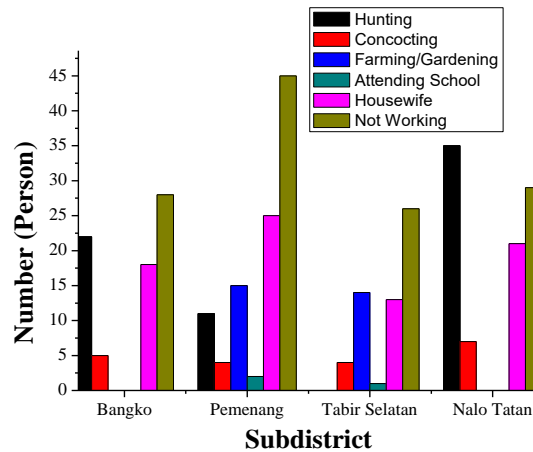


Figure 4 Graph of job condition of the *Anak Dalam* tribe nomadic with *Sundung* home

The population and job condition of *Anak Dalam* tribe whose lives still wild in the forest shown in Figure 5.

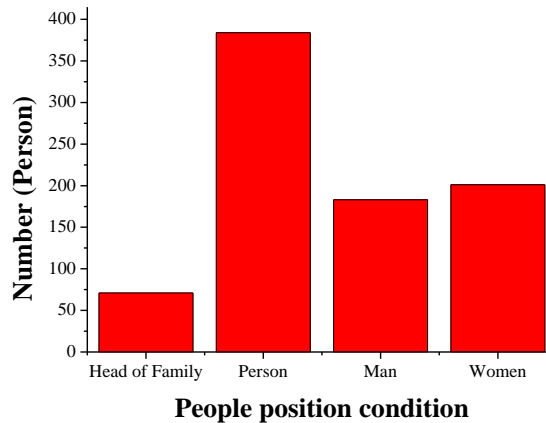


Figure 5 Graph of population condition of *Anak Dalam* tribe whose lives still wild in the forest

The overall Data of *Anak Dalam* tribe in *Merangin* District, *Jambi* Province Indonesia are shown in Table 1.

Table 1. The condition of *Anak Dalam* tribe in *Merangin* District, *Jambi* Province until December 2015.

No	Sub district	Total		Position					Working					Resi dent	Temen gung Name	
		KK	Per-son	L	P	Adul t	Child ren	Yout h	Hun-ting	Con coc-ting	Far ming / Gar dening	Atte nd- ing scho ol	IRT			Not wor king
(1)	(2)	(3)	(4)	(5)	(6)	(7)	(8)	(9)	(10)	(11)	(12)	(13)	(14)	(15)	(16)	(17)
Dalam tribe with that have Sedentarization																
1	<i>Bangko subdistrict</i>	41	109	54	55	68	36	10	29	7	10	12	38	18	34	
	Seberang Kungkai 1, Kungkai Village	20	59	31	28	36	16	7	17	5	-	6	15	16	18	Bujang & Dong
	Seberang Kungkai 2, Kungkai Village	21	50	23	27	32	15	3	12	2	10	6	18	2	16	Roni
2	<i>Pemenang subdistrict</i>	59	212	103	109	56	34	20	8	7	21	20	26	39	24	
	Pauh	12	49	23	26	24	13	12	8	2	4	15	12	8	13	Mansur

	Menang Village															
	Pelakar Jaya, Village	18	61	33	28	32	21	8	-	5	17	5	14	31	11	Mungksai
3	Renah Pemenang subdistrict	29	106	55	51	58	33	15	21	-	29	7	28	35	15	
	Bukit Bungkul Village	13	46	27	19	28	16	2	15	-	14	5	13	13	7	Sirunci g
	Lantak Seribu Village	16	60	28	32	30	17	13	6	-	15	2	15	22	8	M u d o
4	Nalo Tatan subdistrict	32	100	37	63	62	27	11	27	8	1	8	25	32	19	
	Mentawak 1	17	50	20	30	33	12	5	16	2	-	1	15	16	11	Sikar
	Mentawak2	15	50	17	33	29	15	6	11	6	1	7	10	16	8	J o n i
(1)	(2)	(3)	(4)	(5)	(6)	(7)	(8)	(9)	(10)	(11)	(12)	(13)	(14)	(15)	(16)	(17)
	Additional new settlement														43	
	Sum	161	527	249	278	244	130	66	85	22	61	47	117	124	135	9
B. Anak Dalamtribewith Nomadic Life																
1	Bangko Barat subdistrict	23	73	40	33	42	26	5	22	5	-	-	18	28	9	
	Bukit Beringin Village	23	73	40	33	42	26	5	22	5	-	-	18	28	9	Pak Jang
2	Pemenang subdistrict	29	102	47	55	66	28	8	11	4	15	2	25	45		
	Rajo Sari Village	15	52	27	25	42	8	2	-	-	14	1	14	23	0	R o n i
	Sialang Village	14	50	20	30	24	20	6	11	4	1	1	11	22	0	Murai
3	Tabir Selatan subdistrict	19	58	32	26	29	16	13	-	4	14	1	13	26	9	
	Sinar Gading Village	19	58	32	26	29	16	13	-	4	14	1	13	26	9	Setamp ung
4	Nalo Tatan subdistrict	23	92	51	41	61	28	3	35	7	-	-	21	29	0	
	Mangkilam Village	23	92	51	41	61	28	3	35	7	-	-	21	29	0	Bujang Ali
	Sum	94	325	170	155	198	98	29	68	20	29	3	76	128	18	5
C. Anak Dalam tribe that Still Wild in the Forest																
1	Tabir Selatan subdistrict	71	384	183	201										0	
	Bungo Tanjung / Mekar Jaya Village	71	384	183	201										0	CELE TAI
	Sum	71	384	183	201										0	1
	Tot	297	1134	555	579										153	15

Notes: KK = head of family, L = man, P = women, IRT = Housewife
Analysis of Life of Anak Dalam tribe that have Sedentarization

Residential homes of the *Anak Dalam tribe* spread over 4 subdistricts, and 8 villages, 8 groups of settlements, 92 a residential house, and 9 *Temengung*. Residential house have been built as many as 10 groups with 92 home residential built since 1982 on the edge of the rubber and oil palm plantations. The settlement groups are: 1). Seberang Kungkai 1, Kungkai village 18 houses, 2). Seberang Kungkai 2, Kungkai village 16 houses, 3). Pauh Menang village of 13 houses, 4). Pelakar Jaya village 11 houses, 5). BukitBungkul Village 7 home, 6). Lantak Seribu Villages 8 home, 7). Mentawak I village of 11 houses, 8). Mentawak II village 8 home, 9). Rejo Sari village of 16 houses, 10). Sialang village 27 houses in Merangin Jambi.

Residential fixed settlements are scattered in 4 Districts, led by 9 *Temengung* and chairman of the Neighborhood (RT) 9 people, with 161 Family Head, population 527 people, with 249 men and 278 women. *Anak Dalam* tribe already settled many as 244 people, 130 children and 66 young people. While, their job are hunting as many as 85 people, Concocting many as 22 people, farming / gardening 61, Housewife 117 people, who go to school (elementary, junior and senior high) 47 and the remaining 124 were children were not in school. The *Anak Dalam* tribe residential conditions is shown in Figure 6.



(a) Residential Anak Dalam tribe

(b) the opening of a new residential

Figure 6. Residential condition of Anak Dalam tribe (Source: private collection)

Analysis of Life of The Anak Dalam tribe with Nomadic Life

The *Anak Dalam* tribe whose life has not settled his residence in the house *Sundung* with a roof of leaves of woody or plastic sheeting and clustered in barracks or rubber plantations and palm oil for a while (a few weeks or a few months), they live move or known *Melangun* (as shown in Figure 7).



Figure 7. The *Anak Dalam* tribe whose life has not settled his residence in the house *Sundung* (Source: private collection)

Temporary residence of *Anak Dalam* tribe spread over 5 villages in four subdistricts with 18 home *Sundung*. The number of households that have not settled as much as 94 families, 325 population with 170 men and women as much as 155 people, 198 adults, 98 children and adolescents 28. While their work, hunt as many as 68 people, Concocting as many as 20 people, Tani / gardening as many as 29 people, Housewife (IRT) seanyak 76 people, school (elementary, junior and senior) of 3 people and the remaining 128 were not working and not in school.

Analysis of the Life of the Anak Dalam Tribe that Still Wild in the Forest

The *Anak Dalam* tribes that live in groups in the forest, living under the command of *Temengung*, where to stay in leaf thatch roof, and the daily life of hunting and gathering. From the results of the report UPTD Social Department of Manpower and Transmigration, *Merangin* District in 2015, there were 71 families and 384 *Anak Dalam* tribe the wild life in the forest, which consists of 183 male and 201 female with some *Temengung* and only one person *Temengung* or chairman tribe who know called *Celetai*.



Figure 8. The *Anak Dalam* tribe whose life clustered in the Forest (Source: private collection)

Analysis of the Effect of Housing Aid, Social Assistance, Education- Life skills and Norm Package Against on Life of *Anak Dalam* tribe in Merangin District, Jambi Province.

Results of Ordinary Least Square method (OLS) Regression with the *Eviews 7.2* program as follows:

$$Y = 1.1862219321 + 0.226916272246 * X_1 + 0.109078258862 * X_2 + 0.394190405058 * X_3 + 0.011530303045 * X_4$$

- Y = Life of *Anak Dalam* tribe
- X₁ = Housing Shelter Aid.
- X₂ = Socio-Economic Package
- X₃ = Education and SkillAid
- X₄ = NormAid
- β₀ = constant

β_i = parameter

ε_{it} = Error term

Conformance Test Model (Goodness of Fit Test)

Firstly, the coefficient of determination (R²) value of 0.797783 lies between zero and one with the closer one, then the model used is quite good because of the variation changes the dependent variable can be explained by variations in the independent variables change. Second, the results of (F-statistic) is 0.001033 < level of significancy 5%, the model used is good, because all independent variables simultaneously can explain the dependent variable. Third, the value of *Akaike Info Criterion* (AIC) and Schwarz Criterion (SC) are 0.179259 and 0.024973, respectively. Based on these values, the model used is getting better.

Linearity Test

Based on the linearity test result is obtained that has a linear estimation model. Results F-statistic is 0.001033 < level of significancy 5% so that the model used is a model that is linear estimation.

Econometrics Classical Assumption Test

From the following test models already are *best linear unbiased and estimator* (BLUE).

Test	Result
Normality Test	J-B value is 3.517662 and 0.172246 probability is greater than α = 0.05. This shows that the data in this study are normally distributed
Multicollinearity Test	Correlation coefficient correlation matrix shows that nothing is above 0.8, so it can be concluded that in the model there is no multicollinearity problem.
Autocorrelation Test	The results show that the output value of <i>Obs * R Squared LM</i> has a probability of 0.7849 is greater than the value of α 5%, then the model is free from autocorrelation.
Heteroskedasticity Test	A probability value of Chi-Square of 0.2037 which is greater than the value of significance α = 5%, thus there is no problem with heteroskedasticity models.

Statistic test

Coefficient of Determination Test. The coefficient of determination (R²) or Adjusted R-squared is 0.797783, meaning amounting to 79.77% of life is affected by *Anak Dalam* tribe housing assistance, Social Assistance Package Economics, Education-Skills and the remaining 20.23% influenced by other factors not included into the model.

Simultaneous Test (F Test). Known results of F-statistic of 0.001033 < level of significance 5%, so that the effect of housing assistance, Social Economics, Education-Skills and Norm Package simultaneously significant effect on life of *Anak Dalam* tribe in *Merangin* district, Jambi province.

Partial Test (t Test).

- a. Partial Test of Variables $X_1 =$ House Shelter Aid to *Anak Dalam* Tribe,
The result of the t-statistic of 0.0491 < level of significance 5%, showing that the Residential House Aid are significant effect on Life of *Anak Dalam* tribe in *Merangin* District, Jambi Province. These results are consistent with the current situation, in which the *Anak Dalam* tribe have desire to live settle with homes along the arable land, they had felt no longer conducive nomadic life, riding on the farm and in the forest. This is due to the narrowing of forest land, because forests have been used by the government for transmigration program and plantations on a large scale by large corporations. These results are also in accordance with the Isolated Community Development Program in Indonesia use settlement patterns return, the move tribal to a new settlement. With the new settlement is expected the isolated tribes, such as the *Anak Dalam* tribe, can be promoted like a society that has been developed with the pattern of development and empowerment patterns with a values of the local culture they have.
- b. Partial Test of Variable $X_2 =$ Socio-Economic Aid Package
The result of the t-statistic of 0.3678 > 5% level of significance. This shows that the Social Economy Aid Package (KK, ID card, Certificate know Born, Indonesia Healthy Card (KIS), Indonesia Smart Card (KIP), the Family Hope Program (PKH), Family Welfare Card (KKS), Rice Poor (Raskin)) to the *Anak Dalam* tribe have no significant effect on the lives of *Anak Dalam* tribe in *Merangin* District, Jambi Province. They have already begun to make the Family Card (KK) and Know Born Card (KTP), but the socio-economic aid packages by the government do not affect the life of *Anak Dalam* tribe in *Merangin* District, Jambi Province.
- c. Partial Test of Variable $X_3 =$ Education and Skills Aid
The result of the t-statistic of 0.0014 < level of significance, 5%. This shows that formal education, non-formal education and skills aid are significantly influence to the life of *Anak Dalam* tribe in *Merangin* District, Jambi Province.
- d. Partial Test of Variables $X_4 =$ Norma
The result of the t-statistic of 0.9283 > level of significance, 5%. This shows that Norm Assistance (Manners, Law Norm, Norm of Customary Culture and Religion) had no significant effect on the life of *Anak Dalam* tribe in *Merangin* District, Jambi Province. These results are due to ethnic background Children In the geographically difficult to reach, these access difficulties that make them remain isolated and nearly isolated from modern civilization. Until century of advanced technology that is growing rapidly, they never adopt any part of the technological advances. It takes quite a long time and continuously, so Norm (Manners, Law Norm, Customary Cultural Norm and Religious Norms) to be adopted by them and affect their lives.

VI. Conclusion

Progress development by local governments, associated elements and communities to *Anak Dalam* tribe whose economic life of deprivation, lifestyle underdeveloped and isolated in *Merangin* District, Jambi Province has gradually toward the good life. The *Anak Dalam* tribe conditions in *Merangin* end of 2015 is; live in groups scattered in 6 sub district, whose consisted of 297 households and 1,134 people, 555 men and 579 women, 153 homes, 15 Temengung. Lifestyle already started farming, gardening, hunting and gathering. Their children have started school from elementary school (SD), junior high school (SMP), senior high schools (SLTA). They have started to understand the norms, has been able to get along with people and have started to know manners and legal norms.

Based on Regression Results with Ordinary Least Square method (OLS) level of Adjusted R-squared (R^2) = 0.797783, meaning 79.77% life of *Anak Dalam* tribe is influenced by Home Housing Aid, Social Economics Package, Education-Skills and Norma Assistance, and the remaining 20.23% influenced by other factors not incorporated into the model. Based on statistical test known that the House Shelter Aid, Social Economics Package, Education-Skills and Norma Assistance, simultaneously significant effect on Life of *Anak Dalam* tribe in *Merangin* District, Jambi Province. Similarly, Permanent Residential (arable land, food and Livelihood) and Education-Skills Aid are significant effect on life of *Anak Dalam* tribe. Meanwhile, Social Economy Package (Indonesia Healthy Card, Indonesia Smart Card, the Family Hope Program, Family Welfare Card, rice for poor people (Raskin) and Norm Assistance) did not significantly affect the lives of *Anak Dalam* tribe in *Merangin* District, Jambi Province, Indonesia.

References

- [1] Muchlas, Suku-Suku Terasing; Di Ambang Senja Kearifan yang Hilang, (Telapak, Jakarta, 2008).
- [2] M. Munawir. Sedikit Tentang Kehidupan Suku Anak Dalam (Orang Kubu) di Provinsi Jambi, (Kanwil Depsos Provinsi Jambi, Jambi, 1975).
- [3] I. Hajar, The outlook of Anak Dalam tribe of the River Sipa Health in the Sub-district of Limun, Sarolangun, Jambi Province, Bachelor Thesis, North Sumatera University, Medan, 2003.
- [4] S. Uma, Research Method For Business: A Skill-Building Approach”, (USA: Jhon Wiley & Sons. 2000).
- [5] Greene, W.H, The Econometric Approach to Efficiency Analysis, in The Measurement of Productive Efficiency and Productivity Growth, Eds: Fried H O, Lovel, C.A.K, Schmidt, S.S (USA: Oxford University Press, 2008)
- [6] Gujarati, D.N, “Basic Econometrics”, (USA: McGraw Hill, 2003).