

## Policy and Programmes for Development of Women Agriculture Labours in Karnataka and India

Dr.Swarooprani

Corresponding Author: Dr.Swarooprani

**Abstract:** Priority will be given to organise the agricultural labours, opportunity will be given them to form them in union and organise themselves. Appropriate union will increase bargaining capacity and create awareness about problems.

**Keyword:** Agricultural Labourers, Working Condition, Policy, Programmes, Solutions.

Date of Submission: 02-04-2019

Date of acceptance: 17-04-2019

### I. Introduction

Agriculture plays a major role in growth and reduction of the poverty. However this sector is underperforming in many countries in part mainly women, who are often a crucial resource in agriculture and the rural economy, face constraints that reduce their efficiency. In this research we draw on the practical evidence to study in the selected areas and to what degree women contribute in agriculture. In general the labor burden of rural women surpasses that of men, and includes a higher proportion of unpaid household responsibilities. However the contribution of women to agricultural and allied activities is significant it is impracticable to verify theoretically the share produced by women. Women's contribution in rural labour rural markets varies considerably across regions, but invariably women exemplified in unpaid, seasonal and part-time work. The available evidences suggest that women are often paid less than men, for the same kind of work. This research re-affirms that women make crucial assistance to agriculture and related rural enterprises across the developing countries. Rural women often manage complex households and engage in multiple livelihood strategies. Their actions typically include producing agricultural crops, nursing animals, processing and preparing food, working for wages in agricultural or other rural ventures, charming in trade and marketing, and sustain their families. Many of these actions are not specified as "economically active employment" however they are necessary to the well being of rural households.

The importance of women in Agriculture has been increasing moderately. Agriculture is becoming increasingly feminized as men are migrating to rural non-farm sector. They work in land preparation, seed selection, seed production, sowing, in applying manure, manure and pesticides, weeding, transplanting, threshing and harvesting etc., as well as in animal husbandry and dairying, fish processing and collection of fuel wood for family needs. Despite their importance women are continually denied their possessions rights and access to other productive resources. Protecting women's rights in land, enhancing infrastructure sustain to women farmers and giving legal support on existing laws, will help recognition for women as farmers and enable them to access credit, inputs and marketing outlets.

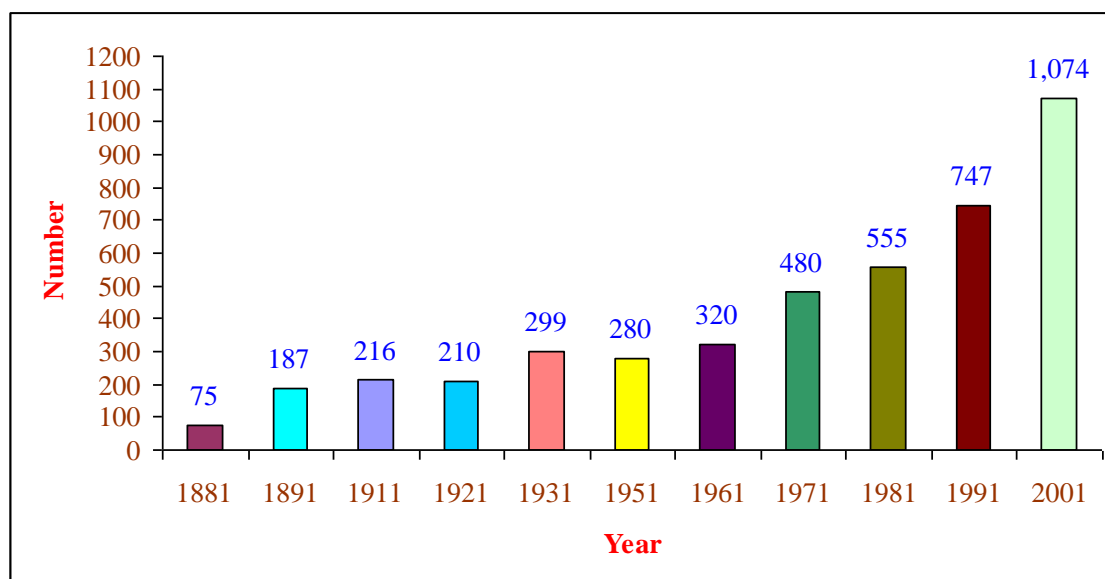
### Improvements in Agriculture:

It is only possible to supply continuous work to agricultural labour when major improvements have been made agriculture sector. Extensive cultivation, providing water facility, adopting mix crop system etc, will feed agricultural performance for whole year and providing improved employment for agricultural labours.

**Table.1:Growth of Agricultural Labourer in India (In Lakhs)**

Year	Number	Year	Number
1881	75	1961	320
1891	187	1971	480
1911	216	1981	555
1921	210	1991	747
1931	299	2001	1,074
1951	280		

Source: Dr. H.R. Krishnamurthy Hosabeedu, "Economic Development of India", Sapna Book House Bangalore, 2009-10.P.250.



It clearly from the Table.1 that the numbers of agricultural labourers were just 75 lakh in 1881 and in 1921 their number increased to 210 lakh, which constituted nearly 17.4 per cent of total labour force. The number has again increased to 280 lakh in 1951 and it has continuously increased since then. As per the census of 2001, the number of farming workers was 1,074 lakh (10.07 million), which is 26.69 per cent of the total labour force.

#### **Improvements in Working Condition:**

Improvement in working situation for the agricultural labours is necessary. Fixing a definite time for work is essential. Also it is necessary to provide them water, food, rest etc, between working periods. Women agriculture labours have been critically exploiting. They have to be employed only for the employments which suit for their physical condition.

**Table.2 : Work-Time Distribution of Rural Women in Hrs. /Day**

Work	Landless agricultural labour	Small and marginal farmers	Average farmers	Land holder
Sweeping and cleaning	1	1.5	1.5	2
Drawing and fetching water	1.5	1.5	1.5	1
Washing clothes	1.5	1.5	1.5	1
Cooking and serving	2	2	3	4
Collecting fuel and making animal dung cakes	2.5	2	1	--
Work for cattle	--	1	2	--
Repair and maintenance of house (average of year)	0.5	1	2	1
Child care and cooking after household chores	0.5	2	2	3
Marketing food processing, storing etc.	--	3	2	3
Working in the field/farm	8	2	--	--

Source: Ruddar Datt & K.P.M. Sundharam, "Indian Economy" S.Chand & Company Ltd. New Delhi. 2004. P.95.

Shows the table sweeping and cleaning landless agriculture labour 1.5% small and marginal former 1.5% average former 1.5% land holder 2% effective in the field/farm landless agriculture labour 8% small and marginal farmer 2% average farmer 0% land holder 0% in this table.

#### **Policy and programmes:**

##### **1. Minimum Wages Act:**

Minimum Wages Act came in force in 1948. Today many State Governments have fixed minimum wages to agriculture labours. For the dejected condition of agriculture labours the lesser wages they are having is the main reason. It is necessary to increase the wages to bring out the changes in their life. There is more availability of labours made necessary for them to agree with lesser wages. Therefore, the Government has to fix minimum wages and implement it successfully.

**Table. 3: Work Force Participation Rate In percentage**

Year	Category	Persons	Males	Females
1901		46	61	32
1951		39	54	23
1961		43	57	28
1971		33	53	12
1981	Total	36.7	52.6	19.7
	Rural	38.8	53.8	23.1
	Urban	30.0	49.1	8.3
1991	Total	37.7	51.6	22.7
	Rural	40.2	52.5	27.2
	Urban	30.4	49.0	9.7
2001	Total	39.2	51.9	25.7
	Rural	42.0	52.4	31.0
	Urban	32.2	50.9	11.6

Source: Dr. H.R. Krishnamurthy Hosabeedu, "Economic Development of India", Sapna Book House Bangalore, 2009-10.P.275.

The table.1 reveals that the work force participation rate in India had declined from 46 per cent in 1901 to 39.2 per cent in 2001. Again, the proportion of male workers to total male population declined 61 per cent in 1901 to 51.9 per cent in 2001. Similarly the proportion of female workers to total female also declined from 32 per cent in 1901 to 25.7 per cent in 2001. The total work force contribution in rural and urban areas was 38.8 and 30.0 percent respectively in 1981. This has gradually increased to 42.0 and 32.2 per cent in 2001 respectively for rural and urban areas. The female work contribution rate in rural areas has improved significantly from 23.1 per cent in 1981 to 31 per cent in 2001 and similarly in urban areas from 8.3 per cent in 1981 to 11.6 per cent in 2001. Whereas, the male work participation rate in rural areas has marginally declined to 52.4 per cent in 2001 as against 53.8 per cent in 1981. But, in urban areas it has slightly amplified from 49.1 per cent in 1981 to 50.9 per cent in 2001.

## 2. National Rural Employment Programme:

This programme was started in October 1980. Objective of the said programme is to provide income based employment to the rural people after harvesting season. Now it is calling as Mahatma Gandhi National Rural Employment Programme.

**Table.4: Women in Rural India**

Particulars	Statistics
Population	249 million
SC Population	39.6 million
Percentage	16.0 percent
ST Population	21.1 million
Percentage	8.5 percent
No. of females per 1000 males	948
Literacy rate Overall	22.5 percent
Scheduled Caste	6.1 percent
Scheduled Tribe	5.2 percent
Females among workers	18.9 percent
Engaged in agriculture among female workers	8.1 percent
Unemployment rate	3.3
No. of Mahila Mandals (Women's Club)	61.4 thousand
No. of members in Mahila Mandal	1722 thousand

Source:Ruddar Datt & K.P.M. Sundharam, "Indian Economy" S.Chand & Company Ltd. New Delhi. 2004. P.36.

While in rural areas the status of women is usually linked to her relationship with local flora and fauna and the deep attachment to their environment and soil they can, however, be alienated into the following occupational categories.

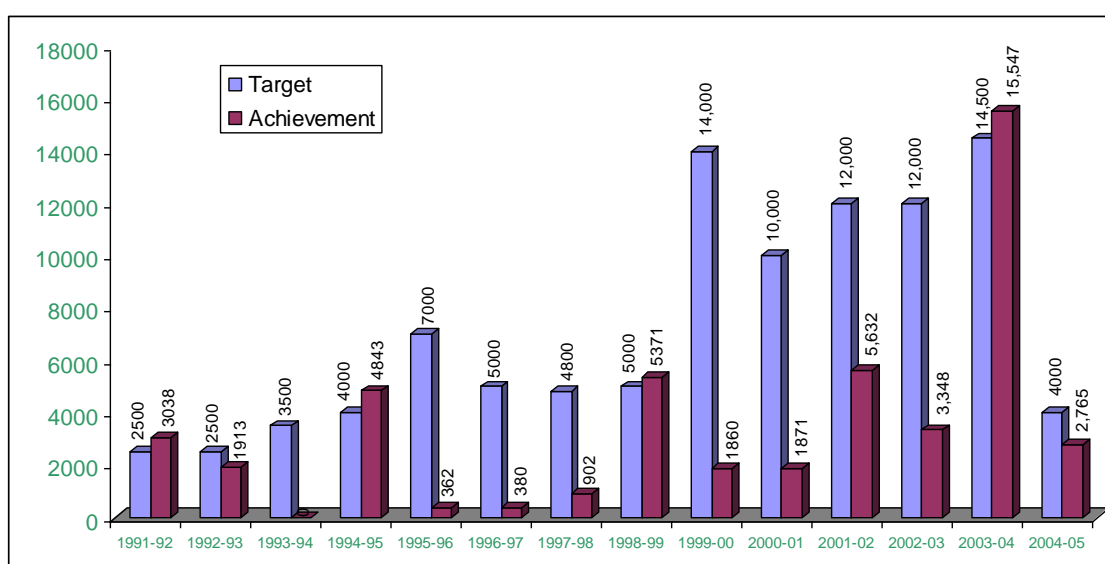
## 3. Employment Assurance Scheme – EAS:

This programme came in force on 2<sup>nd</sup> October 1993. Object of this programme is to supply minimum 100 days employment in a year to the common labour. Central Government and State Governments will bear 80:20 expenses of this programme.

**Table.5:Employment Assurance Scheme – EAS**

Year	Target	Achievement
1991-92	2500	3038
1992-93	2500	1913
1993-94	3500	--
1994-95	4000	4843
1995-96	7000	362
1996-97	5000	380
1997-98	4800	902
1998-99	5000	5371
1999-00	14,000	1860
2000-01	10,000	1871
2001-02	12,000	5,632
2002-03	12,000	3,348
2003-04	14,500	15,547
2004-05	4000	2,765

Source:Ruddar Datt & K.P.M. Sundharam, "Indian Economy" S.Chand & Company Ltd. New Delhi. 2004. P.206.



Objective and Achievement of this programme in 1991-92 targets is 2500 achievement is 3038. In 1995 target is 7000 achievement is 362. In 2000-01 target is 10000 achievements is 1871. In 2004-05 target is 4000 achievement is 2765.

#### 4. Jawahar Rozgar Yojana – JRY:

This programme was started on 2<sup>nd</sup> October 1993. Object of this programme is to provide minimum 100 days employment in a year to the general labour. Central Government and State Governments will bear 80:20 expenses of this programme.

##### ➤ Objectives:

- (1) Providing higher income based employments to rural unemployed and semi-employed.
- (2) To fulfil the requirements of rural economic conditions creating and strengthening permanent properties of economic system.
- (3) Improving the life system of rural people.

##### ➤ Main Features of the Programme:

Uplifting the status of below poverty line people is the main objective of Jawahar Rozgar Yojana. Under the programme is given that minimum 50-100 days employment for year to at least a member of every family. Main features of this programme are as under;

Where NREP and RLEGP programmes (1980-81 to 1988-89) have reached 55 percent villages of nation the JRY was reached to every Village Panchayats of nation.

Rural Employment Programme was implementing through Gram Panchayat to supply employment to 440 lakh below poverty line families in rural areas of nation.

The Central Government bear 80 percent of cost in total cost in this programme, rest 20 percent cost will be borne by respective State Governments.

30 percent of employment creating under this programme trust reserved for women.

## **5. Rural Landless Employment Guarantee Programme – RLEGP:**

This programme was started on 15<sup>th</sup> August 1983. Important purpose of this programme is to assure and provide employment to landless rural people.

Other various programmes for eradication of poverty are joined mutually made as one programme. In view of eradication of poverty and for consecutive implementation of programmes they are reconstructed.

In this way the reconstructed programmes of eradication of poverty and implemented they are mainly divided in 4 groups, they are as follows;

1. Self Employment Programmes.
2. Salaried Employment Programmes.
3. National Social Helping Programmes.
4. Urban Employment and Poverty Prevention Programme.

### **1. Self Employment Programmes:**

Main features of these programme is to providing economic aid for productive properties to the poor families including with loans and subsidy amounts. Main objective of the said programme is to improve the opportunities of self employment by providing said properties.

Main programmes falling under self employment programmes are;

#### **a. “Swarn Jayanti Gram Swarojagar Yojane”.**

This programme was started on 1<sup>st</sup> April 1990. The programme Swarn Jayanti Gram Swarojagar Yojane was implemented as a new programme in situate of pre self employment entire rural development areas programmes like women and child development programme, ten lakh well development.

#### **➤ Objectives:**

- 1) Main objective of Swarn Jayanti Gram Swarojagar Yojane is inspiring every family from below poverty line within three years for the families having aid of this programme.
- 2) Efficiently utilizing the results of rural areas poor people.
- 3) Providing aid and loans for starting small scale industries in rural areas.

#### **➤ Features:**

- 1) Providing self employment to the people of rural areas who are alive in below poverty line.
- 2) Organizing rural poor people for forming the Self-Help Groups. Providing help to built their ability.

### **2. Salaried Employment Programmes:**

An objective of this programme is to provide salary through employment to the rural people alive in below poverty line. Its object is to create communal properties through employment.

#### **a. Jawahar Gram Samrudhi Yojan :**

This programme was started on 23<sup>rd</sup> June, 1999. Main objective of the programme is to develop fundamental amenities in rural area. The Gram Panchayats are having responsibilities of execution of these programmes.

Creating permanent properties and development of fundamental facilities to rural area communities is the main objective of Jawahar Gram Samrudhi Yojane.

Jawahar Gram Samrudhi Yojane was implemented as Central permitted programme. These programmes were implementing by the Gram Panchayats under the approval of Gram Sabha (Village Meeting). The projects to be implemented in this programme will be certain in village level Meeting.

#### **b. Sampoorna Grmeen Rojagar Yojan :**

Sampoorna Grmeen Rojagar Yojane was started on 29<sup>th</sup> September 2001. It is a new programme which concerned Jawahar Gram Samrudhi Yojane and Employment Guarantee Programme in one name.

This programme was intended to create rural property, prevention of low minerals food decreasing of unemployment problems in rural backward areas and other areas suffering from draught.

**3. National Social Helping Programmes:**

Providing particular help to the people of weaker sections is the main objective of this programme. National Social Helping Programme having 3 groups they are as follows;

- a. National Senior Citizen’s Pension Programme.
- b. National Family Benefit Programme.
- c. National Maternity Facility Programme.

National Social Helping was providing through these three programmes.

**4. Urban Employment and Poverty Prevention Programmes:**

These programmes aimed to provide employment to poor people living in urban areas thus trying to eradicate poverty.

**a. Pradhan Mantri Rojagar Yojan – PMRY:**

Pradhan Mantri Rojagar Yojan was started on 2<sup>nd</sup> October 1993.

Under this programme economic help providing for educated unemployed youths for opening small scale industries, manufacturing and service units and factories.

Pradhan Mantri Rojagar Yojan is implementing through District Industrial Centres in the States. But, implementing through small industries service organization in Delhi, Mumbai, Chennai and Calcutta cities.

**b. Swarn Jayanti Shahari Rojagar Yojan – SJSRY:**

This programme was brought in force on 1<sup>st</sup> December 1997. This programme is having 2 groups.

- 1. Serving to start industries to the people of urban areas.
- 2. Providing waged employments through creating permanent communal properties.

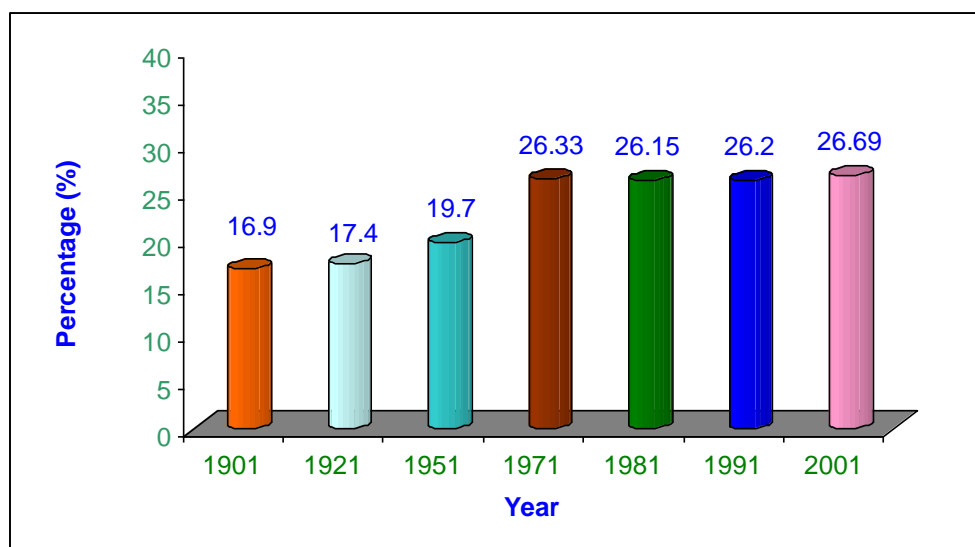
**6. Marginal Farmers and Agricultural Labourers Programme–MFAL:**

Under the programme economic aid will be provided in grant to small farmers and agricultural labours for agriculture, dairy farming, chicken farming, fish farming and sericulture etc.,

**Table.6: Proportion of Agricultural Labourer in Total Labour force**

Year	1901	1921	1951	1971	1981	1991	2001
Percentage of agricultural labour	16.9	17.4	19.7	26.33	26.15	26.20	26.69

Source: Dr. H.R. Krishnamurthy Hosabeedu, “Economic Development of India”, Sapna Book House Bangalore, 2009-10.P.250.



Proportion of Agriculture Labourer in total labour force. In this table year 1901 16.9% Agriculture Labour Force. In 1921 17.4% in Agriculture Labour Force. In 191 26.15% Agriculture Labour Force. In 1991 26.20 Agriculture Labour Force. In 2001 Agriculture Labour Force is 26.69%.

**7. Small Farmers Development Agencies – SFDA:**

Object of this programme is to provide technical sustain to small farmers of rural area by providing them co-operative society capacity for the various development activities through developed technology.

## **II. Conclusion**

In this way the Government is trying to recover the conditions of agricultural labours through many programmes. But, the agricultural labours have not come out from the earlier conditions. In this condition it is necessary to the Government to implement some other effective programmes. To improve the conditions of agricultural labours and to solve their trouble the Government has to think about for the following programmes.

1. Effective implementation of legal events.
2. Increasing the bargaining capacity of agricultural labours.
3. Effective implementation of land development programme.
4. Providing source of alternate employment.
5. Improving the atmosphere of working condition.
6. Implementing public works programmes.
7. Taking action to improve the status of life.
8. Implementing social security programmes etc.

## **Reference**

- [1]. Dr. H.R. Krishnamurthy Hosabeedu, "Economic Development of India", Sapna Book House Bangalore, 2009-10.Pp-250.
- [2]. Ibid, p-275
- [3]. Ibid, P-250
- [4]. Ruddar Datt & K.P.M. Sundharam, "Indian Economy" S.Chand & Company Ltd. New Delhi. 2004. P.95.
- [5]. Ibid, p-36
- [6]. Ibid, p-206
- [7]. Ibid, Pp.83-409.

Dr.Swarooprani. "Policy and Programmes for Development of Womren Agriculture Labours in Karnataka and India." IOSR Journal of Economics and Finance (IOSR-JEF) , vol. 10, no. 2, 2019, pp. 01-07.